

PARTS TO YOUR DOOR®

REPAIR PARTS LIST

EFFECTIVE JUNE 1, 2024

R-24



Index

All repair parts orders - no minimum charges.

Please order with code number.

All prices quoted are in U.S. dollars.

All prices subject to change without notice.

All prices F.O.B. Bally, PA

Visit www.PartsToYourDoor.com for complete pricing for all products shown in PTYD Repair Parts Book R-24.

Page No.

Miscellaneous:

Miscellaneous Parts & Boiler Accessories..... 3

Gas Boilers:

Peerless® Series PBC™ 4 - 11

Peerless® Pavilion® 13

Peerless® PUREFIRE® 14 - 23

Peerless® PUREFIRE® PFC 24 - 55

Peerless® Series MI-e™ 56 - 61

Peerless® Series PSCII™ 62 - 65

Peerless® Series 63™ / 64™ / 64-e™ 66 - 75

Peerless® Series GM™ 76 - 89

Peerless® Series 211A™ 90 - 95

Oil Boilers:

Peerless® Series WV-DV™ 96 - 97

Peerless® Series WBV® 98 - 101

Peerless® Series EC™ 102 - 105

Peerless® Series SC™ 106 - 107

Peerless® Series CC™ 108 - 109

Peerless® Series LC™ / LCE™ 110 - 111

Peerless® Series TCII™ 112 - 115

Domestic Water Units:

Peerless® PFW™ Series 116 - 119

Peerless® Partner® PV 120 - 121

Peerless® Partner® PP 122 - 123

Abbreviation Key:

N/S – Not Shown; N/L – Not Listed;

CF – Consult Factory; ☼ - Optional

Discontinued Models:

Please visit www.PartsToYourDoor.com for parts information for discontinued Peerless® boiler models.

Miscellaneous Parts & Boiler Accessories

All repair parts orders - no minimum charges.

Please order with code number.

All prices quoted are in U.S. dollars.

All prices subject to change without notice.

All prices F.O.B. Bally, PA

	Description	Quantity Required	Stock Code
	Pyroseal 3# Tub	—	55726
	Rope Adhesive STA-PUT Spray	—	55485
	Nipple Sealer 1/2 Pt. 484 1/2 Pt. Can Thread Seal	—	7730
	Flue Collector Blanket Seal – 1/2 x 3/4 *** PRICE PER FOOT***	—	50866
	Silicone Tubing for Pressure Switch – 1/8" ID *** PRICE PER FOOT***	—	1053
	Silicone Tubing Tee Nylon Hose – 1/8" ID *** PRICE PER FOOT***	—	6176
	Tubing 1/4 OD (12 Foot Lengths, Sold by the Foot)	—	718
Standard Safety Relief Valves (Water 30#)			
	3/4 (up to 535,000 BTU) – #SRV Conbraco 10-408-05	—	50501
	3/4 x 1 (up to 970,000 BTU) – #SRV Conbraco 10-614-05	—	51300
	1 x 1-1/4 (up to 1,570,000 BTU) – #SRV Conbraco 10-615-05	—	51301
	1-1/4 x 1-1/2 (up to 2,715,000 BTU) – #SRV Conbraco 10-616-05	—	51302
	1-1/2 x 2 (up to 3,696,000 BTU) – #SRV Conbraco 10-617-05	—	51303
	2 x 2-1/2 (up to 6,091,000 BTU) – #SRV Conbraco 10-618-05	—	51304
Standard Safety Valves (Steam 1 5#)			
	3/4 (up to 407 lbsiHr.) – SV Conbraco-13-511-08	—	50510
	3/4 (up to 475 lbsiHr.) – SV Conbraco-13-211-08	—	50507
	1 (up to 643 lbs./Hr.) – SV Conbraco-1 3-202-08	—	50506
	1-1/4 x 1-1/2 (up to 1,200 lbsiHr.) – SV Conbraco-13-213-08	—	50508
	1-1/2 x 2 (up to 1,900 lbsiHr.) – SV Conbraco-13-214-08	—	50509
	2 (up to 2,500 lbsiHr.) – SV Conbraco-12-205-08	—	50503
	2-1/2 (up to 3,529 lbsiHr.) – SV Conbraco-12-206-08	—	50504
Temperature Pressure Gage			
	2-1/2 Round 0-75# – ENFM 16535 (1/4" npt.)	—	51324
	3-1/2 Round 0-75# – ENFM 41043 (1/4" npt.)	—	55737
	3-1/2 Round 0-150# – ENFM 144837 (1/4" npt.)	—	55846
Steam Gauge			
	3-1/2 Round 30-30 – ENFM 144350	—	51769
	2-1/2 Round 30-30 (63/64)	—	51325
Gauge Glass Set			
	8-1/2 C-C – Conbraco-20-105-10	—	50513
Fiber Glass Rope			
	1/4" Hi Temp Rope *** PRICE PER FOOT***	—	51209
	3/8" Hi Temp Rope *** PRICE PER FOOT***	—	51210
	1/2" Hi Temp Rope *** PRICE PER FOOT***	—	51211
	5/8" Hi Temp Rope *** PRICE PER FOOT***	—	55723



PeerlessBoilers.com

Peerless® Series PBC™

PBC-34, PBC-40, PBC-52

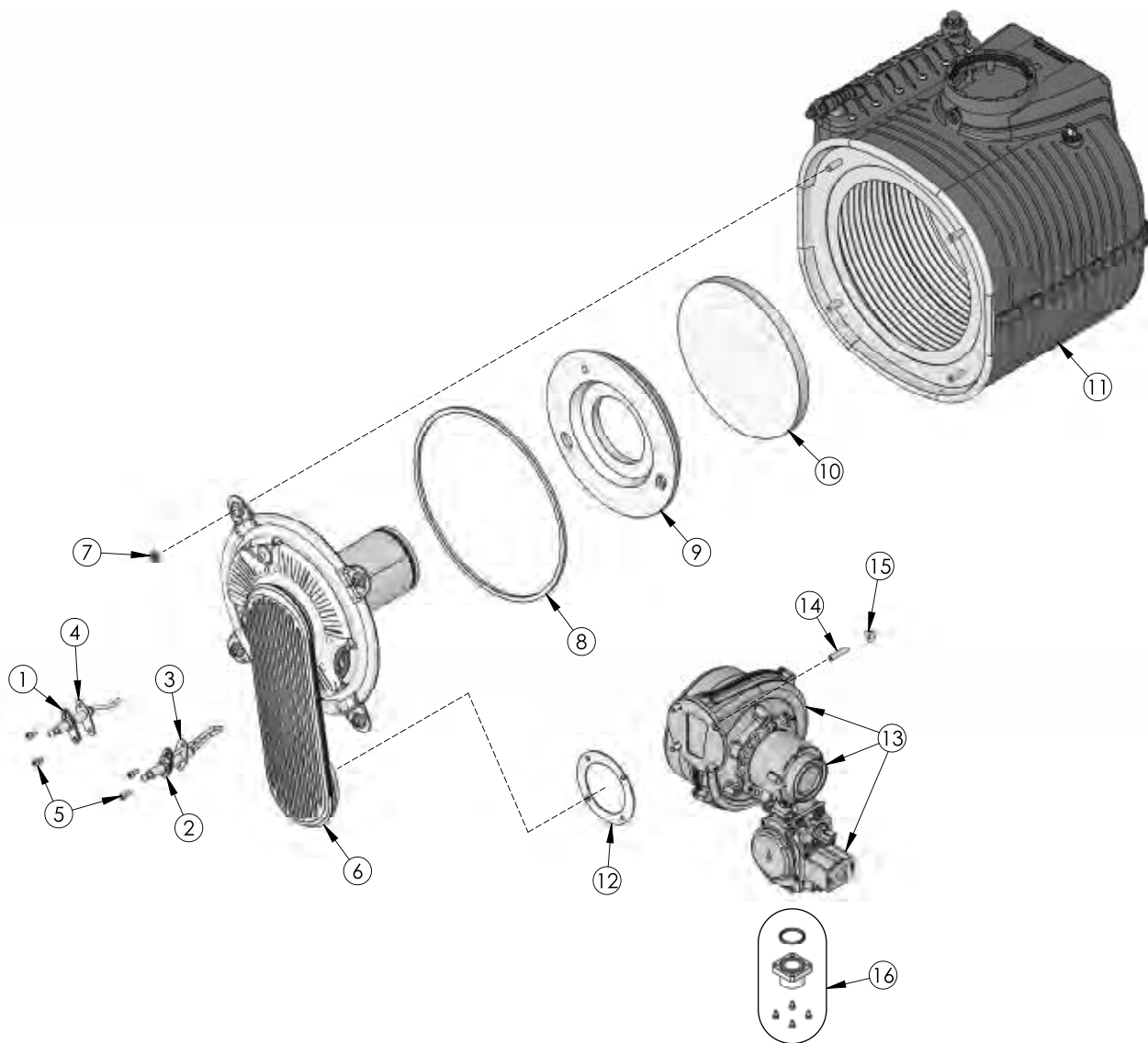
All repair parts orders - no minimum charges.

Please order with code number.

All prices quoted are in U.S. dollars.

All prices subject to change without notice.

All prices F.O.B. Bally, PA





Peerless® Series PBC™

PBC-34, PBC-40, PBC-52

All repair parts orders - no minimum charges.

Please order with code number.

All prices quoted are in U.S. dollars.

All prices subject to change without notice.

All prices F.O.B. Bally, PA

	Description	Quantity Required	Stock Code
1	Sensor Electrode KIT includes Gasket and Hardware	1	54836
2	Ignition Electrode KIT includes Gasket, Hardware, and Cable	1	54835
5	Screw M4 x 10MM For Electrodes Included in Items 1 and 2	2	-
6	Kit, Burner Door with Burner PBC-34/PBC-40, Consisting of Burner, Burner Door Ignitor, Flame Sensor , Hi Temp Limit	1	54795
7	M6 Flange Nut (Local Hardware Store)	4	-
8	Burner Door Gasket	1	54790
9	Burner Door Insulation	1	54791
10	Target Wall Insulation	1	54793
11	PBC-34/PBC-40 Isothermic Heat Exchanger, Consisting of Burner, Burner Door Ignitor, Flame Sensor, Thermal Fuse	1	98105
12	Blower Outlet Gasket	1	54122
13	KIT NG NRV118 Blower, Gas Valve, Venturi w/ Hardware PBC 34	1	54823
	KIT LP NRV118 Blower, Gas Valve, Venturi w/ Hardware PBC 34 & 40	1	54824
	CTN Blower PBC-40 NG (Blower Only)	1	54857
N/S	HM 140 Mixer PBC-40 Natural Gas	1	54766
N/S	GB-ND 055 D01 Gas Valve PBC-40	1	54721
14	Set Screw M5 x 25MM (Local Hardware Store)	4	-
15	Nut M5 Flange (Local Hardware Store)	4	-
16	Flange 1/2" NPT with Hardware	1	54785
N/S	CONVERSION KIT LP PBC-34 - Other Sizes are not field convertible	-	54821
Harnesses			
N/S	All Sizes Safety Harness	1	PBC7004
N/S	All Sizes Water Sensors Harness	1	PBC7003
N/S	All Sizes Stepper Motor Harness	1	PBC7002
N/S	All Sizes Display Harness	1	PBC7009
N/S	All Sizes Blower Harness	1	PBC7008
N/S	PBC-34 Gas Valve Harness	1	PBC7007
N/S	PBC-40/52 Gas Valve Harness	1	PBC7001
N/S	All Sizes Ground Wire	1	PF7009
N/S	All Sizes Control & Sensor Harness	1	PBC7006
N/S	All Sizes Power Harness	1	PBC7005
N/S	All Sizes Ignition Cable	1	PBC7012



PeerlessBoilers.com

Peerless® Series PBC™

PBC-34, PBC-40, PBC-52

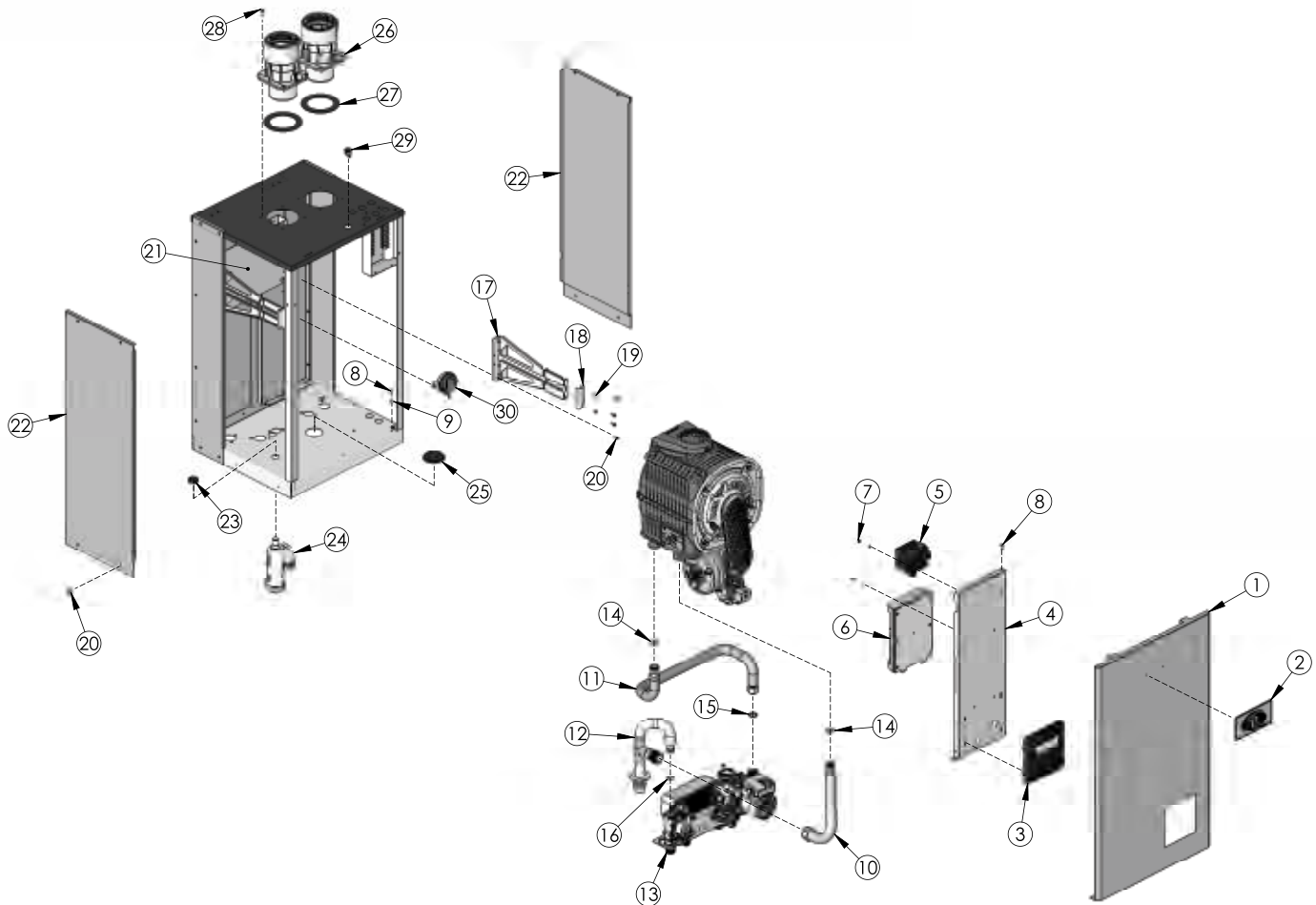
All repair parts orders - no minimum charges.

Please order with code number.

All prices quoted are in U.S. dollars.

All prices subject to change without notice.

All prices F.O.B. Bally, PA





Peerless® Series PBC™

PBC-34, PBC-40, PBC-52

All repair parts orders - no minimum charges.

Please order with code number.

All prices quoted are in U.S. dollars.

All prices subject to change without notice.

All prices F.O.B. Bally, PA

	Description	Quantity Required	Stock Code
1	PBC Front Panel	1	PBC6000
2	Logo Plate	1	9372
3	900LB Display Board	1	5954
4	Electrical Panel	1	PBC6004
5	Carlin 4180002F External Spark Generator	1	54758
6	975 MN Boiler Control PBC-34, PBC-40, PBC-52	1	54899
7	Nut #8-32 (Local Hardware Store)	6	—
8	Clevis Pin 3/16" x 1" (Local hardware store)	2	—
9	Retaining Pin Cotter 1" (Local hardware store)	2	—
10	1" Supply Flex line with HX Fitting	1	5957
11	PBC-34/40 Return Piping	1	54762
	PBC-52 Return Piping	1	54763
12	Supply Manifold	1	54764
13	Combination Hydronic Block	1	54747
14	O-Ring 20 MM for Heat Exchanger	2	5525
15	O-Ring CHB Return - Square #116	3	5909
16	O-Ring CHB Supply	1	5910
17	Heat Exchanger Rail - PBC-34/PBC-40	2	54725
	Heat Exchanger Rail - PBC-52	2	54726
18	Heat Exchanger Retention Clamp	2	54723
19	Screw M4 X 6MM (Local hardware Store)	6	—
20	Screw #10-24 x 1/2" Self Tapping (Local Hardware Store)	27	—
21	Heat Exchanger Mount PBC-34/PBC-40	1	PBC2010
22	Side Panel - PBC34/PBC-40	2	PBC6001
	Side Panel - PBC-52	2	PBC6001-1
23	Plastic Locknut 3/4"	1	5863
24	Condensate Trap 96	1	54753
25	Sealing Grommet 1/2" Pipe	1	5526
26	Vent Adapter 3-in-1	2	54751
27	EDPM Foam Vent Gasket	2	TBD
28	Screw #10 x 3/4" Sheet metal - Pan Head philips (Local Hardware Store)	8	—
29	Switch Round Rocker OSLO	1	6050
30	Pressure Switch Cleveland 3.5 W.C.	1	54765
N/S	Condensate Hose Assembly with Trap	1	5950
N/S	2" Vent Kit, Sidewall PVC	1	54837
N/S	2" Vent Kit, Vertical PVC	1	54838
N/S	KIT PBC LWCO Manual Reset	1	54839
N/S	Flue Sensor	1	54749
N/S	Supply Sensor	1	54750
N/S	Thermal Fuse, if Open Replace HX Assembly		
N/S	Conversion Kit to LP PBC-34 ONLY	-	54821



Peerless® Series PBC™

PBC-34, PBC-40, PBC-52

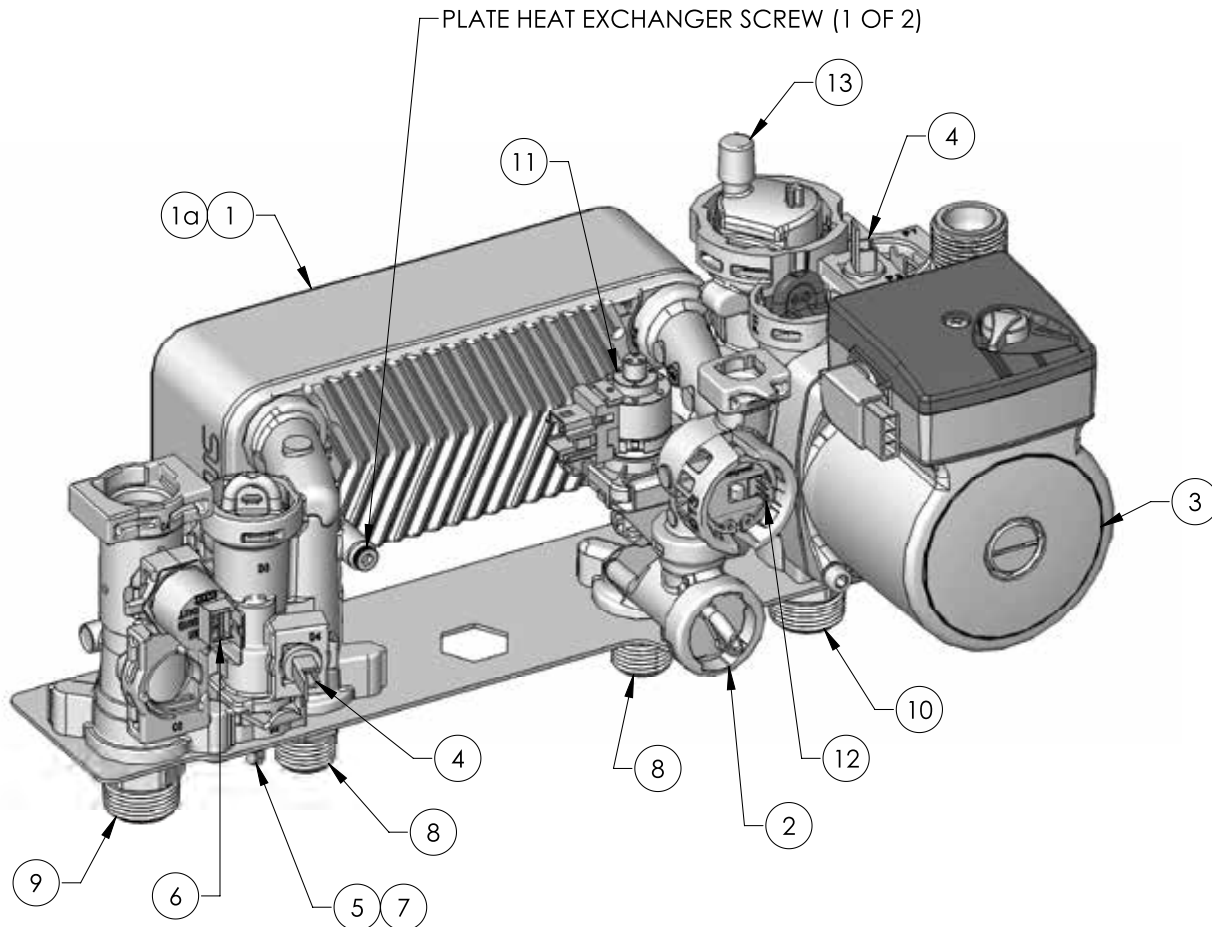
All repair parts orders - no minimum charges.

Please order with code number.

All prices quoted are in U.S. dollars.

All prices subject to change without notice.

All prices F.O.B. Bally, PA





Peerless® Series PBC™

PBC-34, PBC-40, PBC-52

All repair parts orders - no minimum charges.

Please order with code number.

All prices quoted are in U.S. dollars.

All prices subject to change without notice.

All prices F.O.B. Bally, PA

	Description	Quantity Required	Stock Code
1	Plate Heat Exchanger- 24 Plate (w/ Gaskets and Screws) ** Reference Only	1	54798
1a	Plate Heat Exchanger Gaskets	4	54799
2	Flow Restrictor 18L w/ Screen	1	54800
3	Basic Pump Cartridge UPS15-78, Motor & Cartridge	1	54801
4	Sensor, NTC 10 kΩ- Return And DHW Sensor (With Clip)	1	54802
5	Spare Filling Valve Short (With Clip)	1	54803
6	Pressure Sensor With Clip	1	54804
7	Non Return Valve	1	54805
8	DHW Water Connection – 1/2" NPT (Inlet and Outlet) (w / O-Ring)	1	54806
9	Central Heat Supply Connection – 3/4" NPT (w / O-Ring) ** Reference Only	1	54807
10	Central Heat Return Connection – 3/4" NPT (w / O-Ring)	1	54808
11	3-Way Valve Stepper Motor ** Reference Only	1	54809
12	Spare Flow Sensor, Honeywell w/ Impeller	1	54810
13	Air Venter Complete	1	54812
N/S	Drain Screw w / O-Ring ** Reference Only	1	54813
N/S	Supply Manifold Clip & Oring Set ** Reference Only	1	54811
N/S	Outdoor Sensor	1	54112
CF	Consult Factory ** Reference Only	–	–



Peerless® Series PBC™

PBC-34, PBC-40, PBC-52

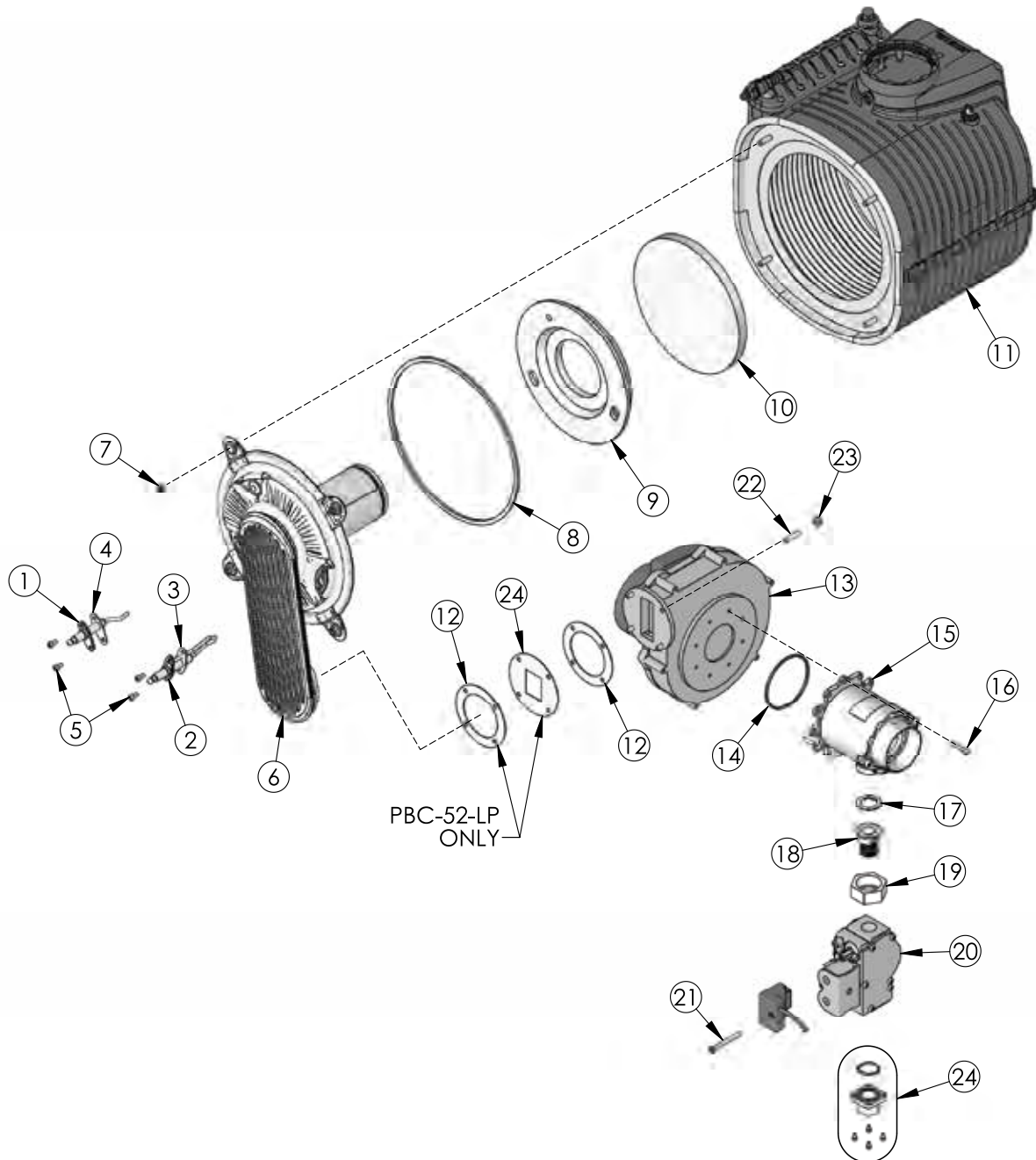
All repair parts orders - no minimum charges.

Please order with code number.

All prices quoted are in U.S. dollars.

All prices subject to change without notice.

All prices F.O.B. Bally, PA





Peerless® Series PBC™

PBC-34, PBC-40, PBC-52

All repair parts orders - no minimum charges.

Please order with code number.

All prices quoted are in U.S. dollars.

All prices subject to change without notice.

All prices F.O.B. Bally, PA

	Description	Quantity Required	Stock Code
1	Sensor Electrode KIT includes Gasket and Hardware	1	54836
2	Ignition Electrode KIT includes Gasket, Hardware, and Cable	1	54835
5	Screw M4 x 10MM For Electrodes Included in Item 1 and 2	2	—
6	Burner Door with Burner PBC-34/40	1	54795
	Burner Door with Burner PBC-52	1	54796
	Burner Door with Burner PBC-52-LP	1	54850
7	M6 Flange Nut (Local Hardware Store)	4	6505
8	Burner Door Gasket	1	54790
9	Burner Door Insulation	1	54791
10	Target Wall Insulation	1	54793
11	PBC-34/40 Isothermic Heat Exchanger, Consisting of Burner, Burner Door Ignitor, Flame Sensor, Thermal Fuse	1	98105
	PBC-52 Isothermic Heat Exchanger, Consisting of Burner, Burner Door Ignitor, Flame Sensor, Thermal Fuse	1	98106
12	Blower Outlet Gasket (PBC 52-LP, Qty. 2)	1	54122
13	RG-148 Blower 130W PBC-52 NG & LP	1	54720
14	O-Ring Venturi to Blower	1	5911
15	HM 140 Mixer PBC-40 Natural Gas	1	54766
	HM 140 Mixer PBC-52 Natural Gas	1	54768
	HM 140 Mixer PBC-52 LP Gas	1	54844
16	Screw 4MM x 10MM Pan Head Phillips (Local Hardware Store)	3	54784
17	Gas Valve Adapter Gasket	1	54783
18	Gas Valve Adapter - Body	1	54770
19	Gas Valve Adapter Nut	1	54771
20	GB-ND 055 D01 Gas Valve PBC-52	1	54721
21	Screw M4X 30 MM Philips	1	54125
22	Set Screw M5 x 25 MM (Local Hardware Store)	4	54774
23	Nut M5 Flange (Local Hardware Store)	4	54775
24	Flange 1/2" NPT with Hardware	1	54785
	Fan Restrictor plate (PBC-52 LP Only)	1	54843

Blank Page



Peerless® PAVILION®

All repair parts orders - no minimum charges.

Please order with code number.

All prices quoted are in U.S. dollars.

All prices subject to change without notice.

All prices F.O.B. Bally, PA



Please visit www.PartsToYourDoor.com for complete parts information for the Pavilion® Series, including the Series PR™ and Series UT™ Tankless Water Heaters and the Series PV™ Residential Combination Boiler. PavilionTankless.com.



Peerless® PUREFIRE®

PF-50, PF-80, PF-110 & PF-140

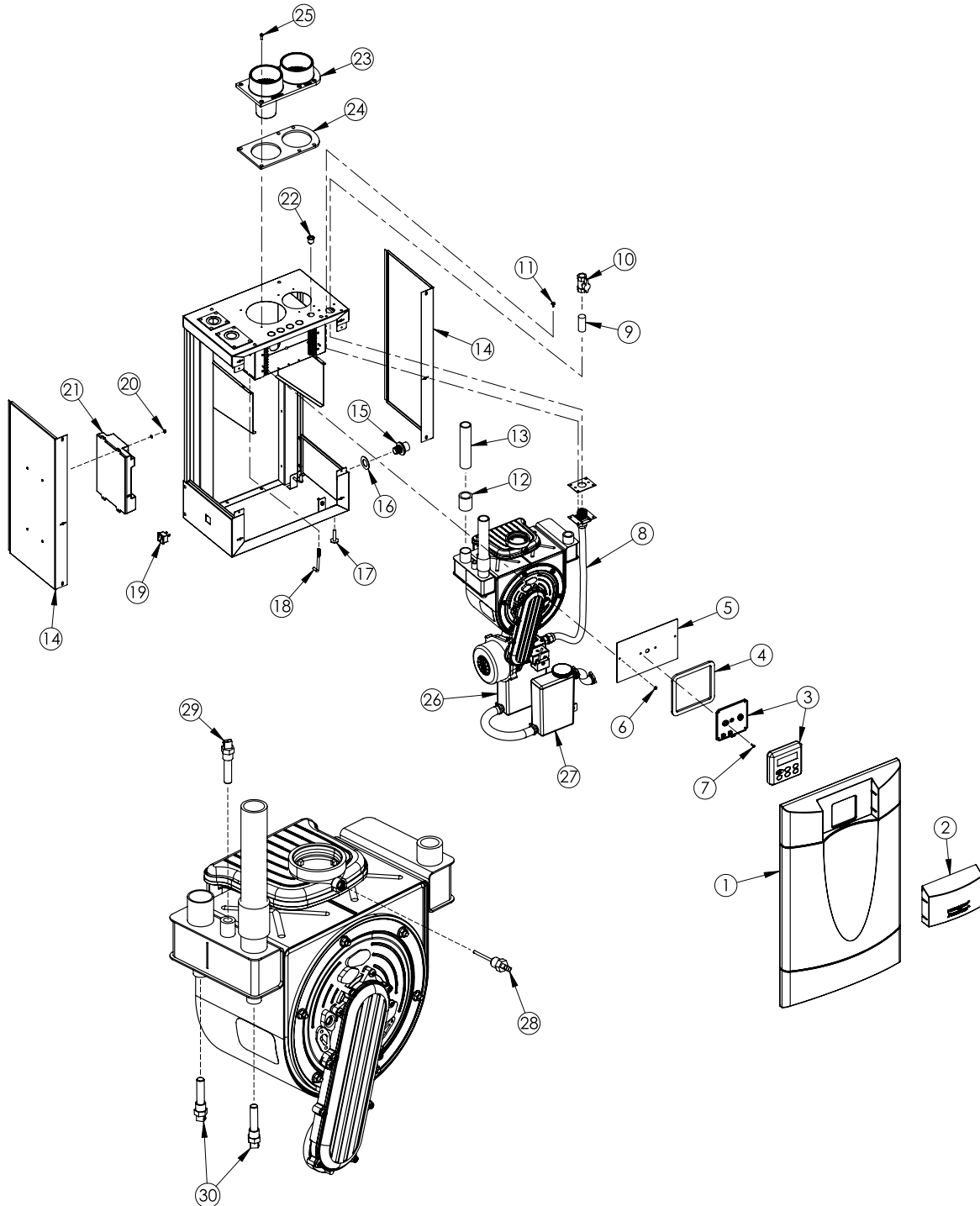
All repair parts orders - no minimum charges.

Please order with code number.

All prices quoted are in U.S. dollars.

All prices subject to change without notice.

All prices F.O.B. Bally, PA



PF-50, PF-80, PF-110 & PF-140



PeerlessBoilers.com

Peerless® PUREFIRE®

PF-50, PF-80, PF-110 & PF-140

All repair parts orders - no minimum charges.

Please order with code number.

All prices quoted are in U.S. dollars.

All prices subject to change without notice.

All prices F.O.B. Bally, PA

	Description	Quantity Required	Stock Code
1	Front Door Panel with Ball Studs	1	54168
2	Control Lens	1	54167
3	Display Module, 852RC 4 Wire, PF 50-399, See kit item 21	1	—
4	Display Bracket Gasket	1	54153
5	Bracket for Display Module	1	PF2007-1
6	Hex Nut, #6-32 with Lockwasher, (Local Hdwr Supply)	2	—
7	Screw, #6-32 x 1/2" LG Phillips Head, (Local Hdwr Supply)	2	—
8	Flexible Gas Line – 1/2" (includes gasket and hardware)	1	54203
N/L	Gasket for Gas Line (Obsolete)	—	—
9	Nipple, 1/2 " NPT x Close, (Local Hdwr Supply)	1	—
10	Manual Shut-off Valve, 1/2" NPT, (Local Hdwr Supply)	1	54130
11	Screw, #10 x 1/2" Long Hex. Hd., (Local Hdwr Supply)	2	—
12	Coupling, 1" NPT Brass (Local Hdwr Supply)	2	5534
13	Nipple, 1" NPT x 6" Long Brass, (Local Hdwr Supply)	2	—
14	Jacket Side Panels – PF-50, PF-80	1	54173
	Jacket Side Panels – PF-110, PF-140	1	54192
15	Bulk Head Fitting for Condensate Connection	1	54140
16	Gasket for Bulk Head Fitting	1	54134
17	Leg Leveler	4	5429
18	Hook Bolt	2	5451
19	Convenience Outlet, (Local Hdwr Supply)	1	54136
20	Hex. Nut, #8-32 with Lockwasher, (Local Hdwr Supply)	4	51573
21	Display Module & Control Module Kit, 852MN – PF-50 Revision 1 & 2	1	54709
	Display Module & Control Module Kit, 852MN – PF-80 Revision 1 & 2	1	54710
	Display Module & Control Module Kit, 852MN – PF-110 Revision 1 & 2	1	54711
	Display Module & Control Module Kit, 852MN – PF-140 Revision 1 & 2	1	54712
22	Switch, Round Toggle, 120 VAC, On/Off Switch	1	6050
23	Vent / Air Inlet Adapter, 3"	1	54135
24	Gasket, Vent Adapter, 3"	1	54133
25	Screw, #10 x 5/8" Long Phil. Pan Head Type A Zinc, (Local Hdwr Supply)	6	—
26	Condensate Receiver Kit, w/ hardware & tubing	1	54205
27	Condensate Neutralizer Kit, w/ hardware & tubing	1	54204
28	Flue Sensor, 12kOhm Tasseron TSDZ0B1 (Stack Sensor)	1	54111
29, 30	Kit Supply Sensor/Switch, 12kOhm Tasseron, (units Prior to 10/2010)	1	54299
29	Hi Limit Switch Tasseron TSDS950	1	54419
30	Supply/Return Sensor, 12kOhm Tasseron TSD00BS (Thermistor)	2	54418
N/S	Wiring Harness, Power (Right (10) Terminal Block) 120 Volt	1	PF7002
N/S	Wiring Harness, Control (Left (10) Terminal Block) - Obsolete, use PF7123 & PF7124	—	—
N/S	Wiring Harness Control	1	PF7123
N/S	Wiring Harness, Gas Valve, Flame Sensor, Limit	1	PF7124
N/S	Wiring Harness, Blower	1	PF7005
N/S	Wiring Harness, Ground Wire, Igniter	1	PF7009
N/S	Push-on Terminal Block (for Field Wiring Connections)	2	5450
N/S	30 Lbs. Relief Valve Standard	1	50664
N/S	50 Lbs. Relief Valve Optional,	1	51029
N/S	80 Lbs. Relief Valve Optional, (Local Hdwr Supply)	1	51030
N/S	125 Lbs. Relief Valve Optional, (Local Hdwr Supply)	1	54274
N/S	150 Lbs. Relief ValveOptional, (Local Hdwr Supply)	1	54471
N/S	Harness PF50/140 Split Sensor / Limit Adapter, PF-50 - 140	1	54420
N/S	Harness PF50/140 Split Sensor / Limit Adapter & Temp. Limit Sw. PF-200 - 399	1	54421
N/S	Outdoor Sensor, 12kOhm, Optional Tasseron TSA00B4	1	54112
N/S	DHW Sensor, Optional (PP Partner) 12kOhm Tasseron TSK1 0BH	1	54157
N/S	DHW Sensor, Optional (PT Partner) 12kOhm Tasseron TSK10B7	1	54478
N/S	DHW Sensor, Optional (Amtrol) 12kOhm Tasseron TSK10B7	1	54158
N/S	System Sensor, 12kOhm Tasseron TSA00BC	1	54156



PeerlessBoilers.com

Peerless® PUREFIRE®

PF-50, PF-80, PF-110 & PF-140

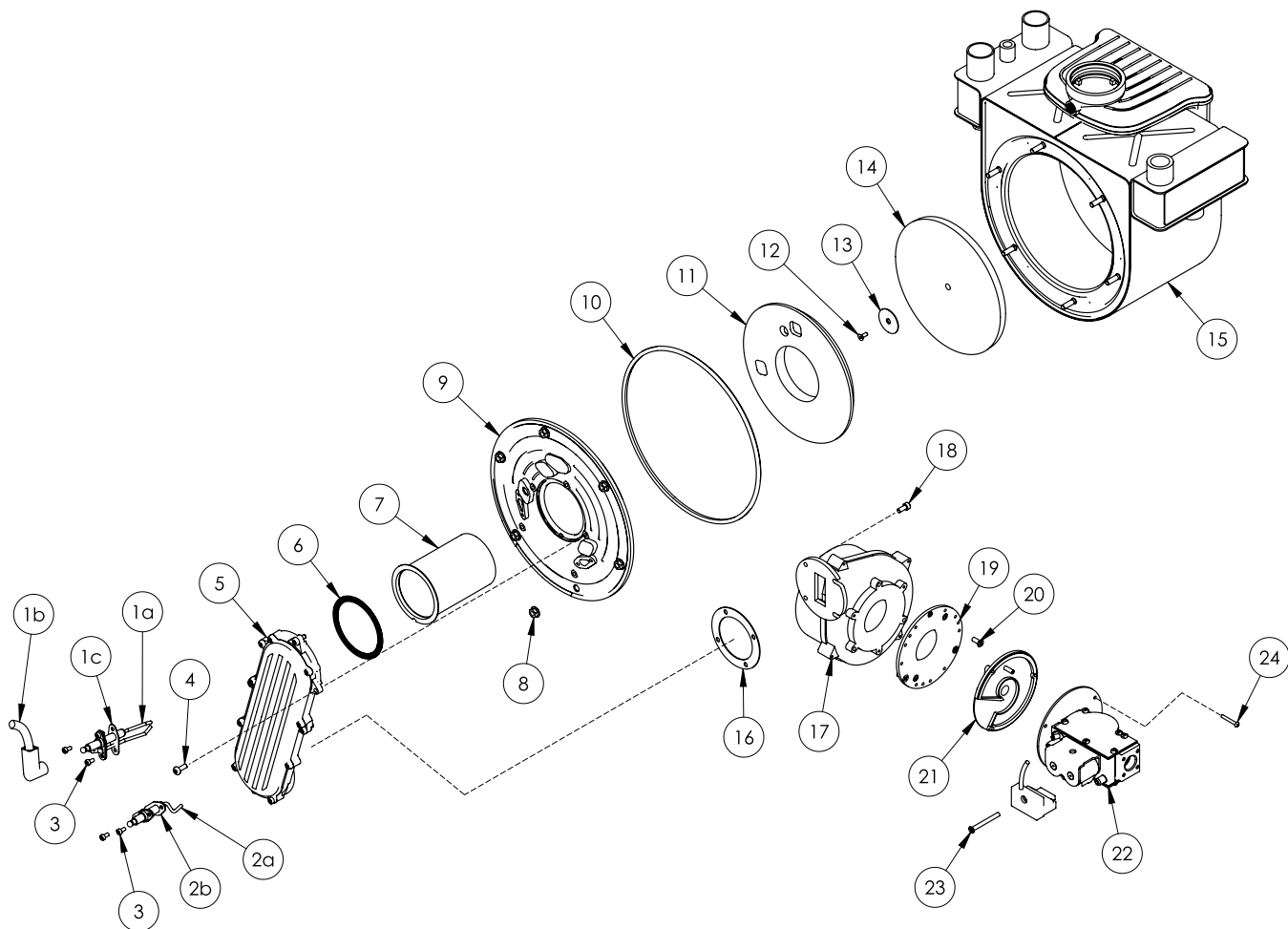
All repair parts orders - no minimum charges.

Please order with code number.

All prices quoted are in U.S. dollars.

All prices subject to change without notice.

All prices F.O.B. Bally, PA



PF-50, PF-80, PF-110 & PF-140



PeerlessBoilers.com

Peerless® PUREFIRE®

PF-50, PF-80, PF-110 & PF-140

All repair parts orders - no minimum charges.

Please order with code number.

All prices quoted are in U.S. dollars.

All prices subject to change without notice.

All prices F.O.B. Bally, PA

	Description	Quantity Required	Stock Code
1	Kit Igniter, Gasket and Cable w/ Hardware, PF50/80/110/140	1	54246
2	Flame Sensor w/ Gasket & Hardware, PF50/80/110/140	1	54247
3	Screw, M4 x 8mm, (Local Hew Supply)	4	—
4	Screw, M5.5 x 14mm, (Local Hew Supply)	5	—
5	Premix Channel, Air Inlet, PF 50, 80, 110, & 140	1	54182
6	Gasket, Chanell to Burner	1	54186
7	Burner – PF50	1	54174
	Burner – PF80	1	54175
	Burner – PF110	1	54176
	Burner – PF140	1	54177
8	Nut, M6, 10MM Hex, (Local Hdwr Supply)	6	—
9	Burner Mounting Plate only w/ Rope Seal	1	6508
9a	Burner Mounting Plate Kit PUREFIRE, Includes 8, 9, and 11	1	54183
10	Gasket, Rubber	1	54187
11	Insulation, Combustion Chamber Cover Plate	1	54255
N/A	Rope Seal, Must order item #9	1	—
12	M4 X 8 MM SS Screw Target Wall, (Local Hdwr Supply)	1	—
13	Washer, M4, (Local Hdwr Supply)	1	—
14	Insulation, Target Wall	1	54185
15	Heat Exchanger – PF-50 (For Credit Reference Only)	1	5410
	Heat Exchanger – PF-80 (For Credit Reference Only)	1	5411
	Heat Exchanger – PF-110 (For Credit Reference Only)	1	5412
	Heat Exchanger – PF-140 (For Credit Reference Only)	1	5413
16	Gasket, Blower to Channel	1	54122
17	Blower - PF-50, PF-80 (Inducer)	1	54189
	Blower – PF-110 (Inducer)	1	54190
	Blower – PF-140 (Inducer)	1	54191
18	M5-0.80 X 12MM Screw, (Local Hardware Supply)	4	—
19	Blower Adapter Plate	1	5421
20	M4 x 10mm Screw, (Local Hew Supply)	3	—
21	Swirl Plate – PF-50, Blue	1	5515
	Swirl Plate – PF-80, Black	1	5514
	Swirl Plate – PF-110, White	1	5516
	Swirl Plate – PF-140, Red	1	5517

	Description	Quantity Required	Stock Code
22	Gas Valve – PF-50, w/ Mtg. Flange, Swirl Plate & Screws	1	54178
	Gas Valve – PF-80, w/ Mtg. Flange, Swirl Plate & Screws	1	54179
	Gas Valve – PF-110, w/ Mtg. Flange, Swirl Plate & Screws	1	54180
	Gas Valve – PF-140, w/ Mtg. Flange, Swirl Plate & Screws	1	54181
23	Rectifier Cap Screw, M4 x 30mm, (Local Hew Supply)	1	—
24	Screw, M4 x 20mm, PF50/80/110 (Local Hew Supply)	4	—
	Screw, M4 x 25mm, PF140 (Local Hew Supply)	4	—
Vent Termination Kits			
N/S	3" Vent Per Stainless Steel Screen	1	54196
N/S	PVC 3" P400-030 Tee	1	54151
N/S	PVC 3" P100-030 Coupling	1	54152
Poly-Propylene Venting			
N/S	80/125mm White Concentric Sidewall Vent kit – Includes Concentric Vent Termination, Outer Wall Bracket, Inner Wall Bracket with Securing Tab and Screws	—	54396
N/S	100/150mm White Concentric Sidewall Vent kit – Includes Concentric Vent Termination, Outer Wall Bracket, Inner Wall Bracket with Securing Tab and Screws	—	54499
N/S	3", 80/125mm White, Black Concentric Vertical Termination	—	54500
N/S	4", 100/150mm White, Black Concentric Vertical Termination	—	54501
N/S	3", 80/100 White Concentric 90 Degree Elbow with Locking Band	—	54085
N/S	4", 100/150 White Concentric 90 Degree Elbow with Locking Band	—	54435
Miscellaneous			
N/S	Large Clamp Hose	3	54276
N/S	Small Clamp Hose	3	54139
N/S	Condensate Neutralizer	1	54121
N/S	Control Board Fuse 5 X 20MM 3.15 AMP 250V	1	5650
N/S	Convenience Outlet, (Local Hdwr Supply)	1	54136
N/S	Switch Condensate Float w/ Cap Switch	1	54137
N/S	Condensate Collector	1	54120
N/S	Wall Mounting Kit, (inch PF-50 PF-140)	1	5636
N/S	Conversion Kit (Nat. to LP/LP to Nat.), Contained in Boiler Envelope Assembly	1	54194
N/S	Condensate Neutralizer 1 lb Bag	1	54159



PeerlessBoilers.com

Peerless® PUREFIRE®

PF-200, PF-210, PF-300 & PF-399

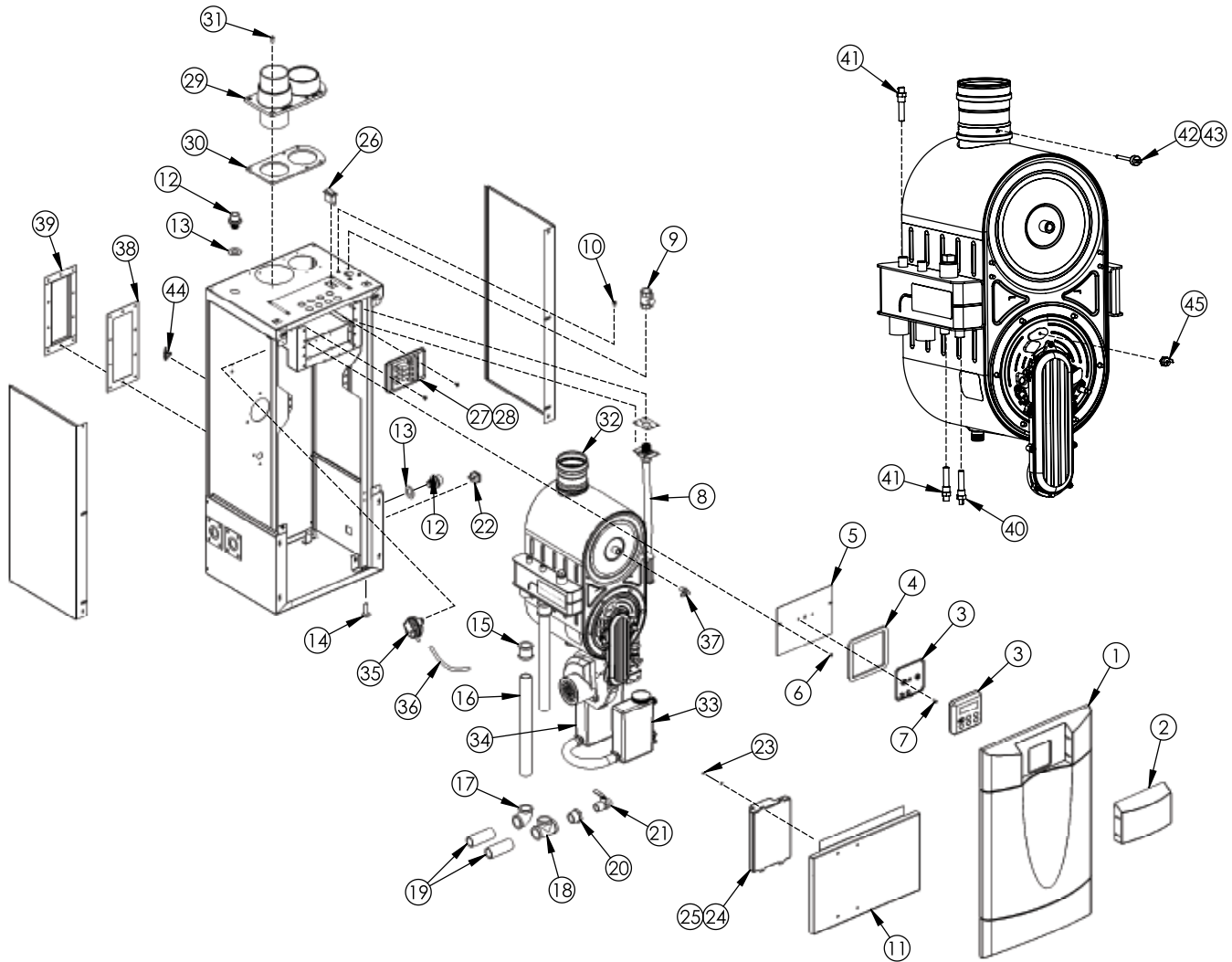
All repair parts orders - no minimum charges.

Please order with code number.

All prices quoted are in U.S. dollars.

All prices subject to change without notice.

All prices F.O.B. Bally, PA



PF-200, PF-210, PF-300 & PF-399



PeerlessBoilers.com

Peerless® PUREFIRE®

PF-200, PF-210, PF-300 & PF-399

All repair parts orders - no minimum charges.

Please order with code number.

All prices quoted are in U.S. dollars.

All prices subject to change without notice.

All prices F.O.B. Bally, PA

	Description	Quantity Required	Stock Code
1	Panel, Jacket Front Door, with Ball Studs	1	54256
2	Lens for Jacket Front Door	1	54167
	Display Module, 852RC 4 Wire, PF-50-399, See Item 24	1	—
4	Gasket for Display Bracket	1	54153
5	Bracket for Display Module	1	PF2007-1
6	Hex Nut, #6-32 with Lock washer, (Local Hdwr Supply)	2	—
7	Screw, #6-32 x 1/2" LG Phillips Head, (Local Hdwr Supply)	2	—
8	Flexible Gas Line – 3/4" – PF-210 Low Pressure Kit	1	54497
	Flexible Gas Line – 3/4" – PF-399	1	54262
N/L	Gasket for Gas Line	1	—
9	Manual Shut-off Valve, 3/4" NPT , Full Port	1	54142
10	Screw, #10 x 1/2" LG Hex. Hd., (Local Hdwr Supply)	1	51805
11	Jacket, Lower Front Panel	2	PF6051
12	Bulk Head Fitting for Condensate Hose	1	54140
N/L	Jacket Side Panel – PF-210	1	54244
	Jacket Side Panel – PF-399	1	54245
13	Gasket for Bulk Head Fitting	1	54134
14	Leg Leveler	4	93867
15	Coupling, 1" NPT Brass, (Local Hdwr Supply) – PF-200- 210	2	5534
	Coupling, 1-1/2" NPT Brass, (Local Hdwr Supply) – PF-300-399	2	5551
16	Nipple, 1" NPT x 14" LG Brass , (Local Hdwr Supply) – PF-200- 210	2	5557
	Nipple, 1-1/2" NPT x 14" LG Brass, (Local Hdwr Supply) – PF-300-399	2	5550
17	Elbow, 1" NPT Brass, (Local Hdwr Supply) – PF-200- 210	1	5558
	Elbow, 1-1/2" NPT Brass, (Local Hdwr Supply) – PF-300-399	1	5553
18	Tee, 1" NPT Brass, (Local Hdwr Supply) – PF-200- 210	1	5537
	Tee, 1-1/2" NPT Brass, (Local Hdwr Supply) – PF-300-399	1	5554
19	Nipple, 1" NPT x 3" Brass, (Local Hdwr Supply) – PF-200- 210	2	5559
	Nipple, 1-1/2" NPT x 3" Brass, (Local Hdwr Supply) – PF-300-399	2	5552
20	Reducing Bushing, 1" x 3/4" NPT Brass, (Local Hdwr Supply) – PF-200- 210	1	—
	Reducing Bushing, 1-1/2" x 3/4" NPT Brass, (Local Hdwr Supply) – PF-300-399	1	—
21	Shut-off Valve, 3/4" NPT Brass, (Local Hdwr Supply)	1	50764
N/L	Nipple, 3/4" NPT x 16" LG Brass, Replaced by 3/4 plug (BRS)	1	—
22	Convenience Outlet, (Local Hdwr Supply)	1	—
23	Hex. Nut, #8-32 with Lockwasher, (Local Hdwr Supply)	4	—
24	Display Module & Control Module Kit, 852MN – PF-200	1	54713
	Display Module & Control Module Kit, 852MN – PF-210	1	54714
	Display Module & Control Module Kit, 852MN – PF-300	1	54715
	Display Module & Control Module Kit, 852MN – PF-399	1	54716
25	3.15A, 250V 5x20mm Slow-Blow Glass Fuse for Control Board	1	5650
26	Rocker Switch (20A, 120 VAC, On/Off Switch)	1	5701
27, 28	Pump Isolation Relay Module Kit , Includes harness	1	54610
N/S	10-Amp 125V 5x20mm Slow Blow Fuse, (Local Hdwr Supply)	4	—
N/S	Water Flow/Switch Sensor	1	29017



PeerlessBoilers.com

Peerless® PUREFIRE®

PF-200, PF-210, PF-300 & PF-399

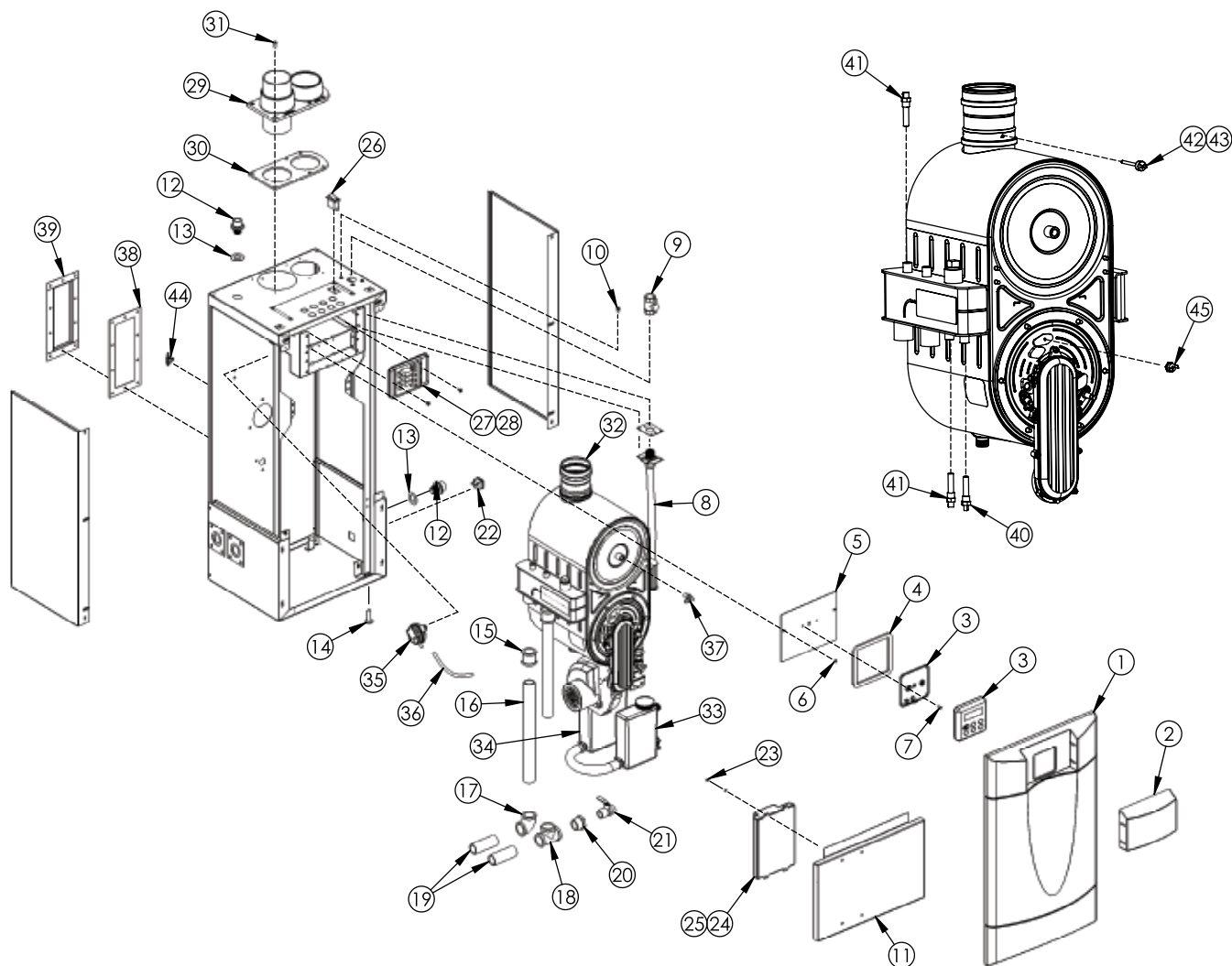
All repair parts orders - no minimum charges.

Please order with code number.

All prices quoted are in U.S. dollars.

All prices subject to change without notice.

All prices F.O.B. Bally, PA



PF-200, PF-210, PF-300 & PF-399



PeerlessBoilers.com

Peerless® PUREFIRE®

PF-200, PF-210, PF-300 & PF-399

All repair parts orders - no minimum charges.

Please order with code number.

All prices quoted are in U.S. dollars.

All prices subject to change without notice.

All prices F.O.B. Bally, PA

	Description	Quantity Required	Stock Code
29	Vent / Air Stub Adapter, 3" – PF-210	1	54293
	Vent / Air Stub Adapter, 4" – PF-399	1	54294
30	Gasket, Vent Adapter, 3" – PF-50/210	1	54133
	Gasket, Vent Adapter, 4" – PF-399	1	54217
31	Screw, #10 x 3/4" LG Phillips Pan Hd. Type A Zinc, (Local Hdwr Supply)	6	–
32	Heat Exchanger Outlet Collar, 3" – PF-210	1	5531
	Heat Exchanger Outlet Collar, 4" – PF-399	1	5532
N/S	Vent Stub, 3" – PF-210, (Earlier Models, Obsolete, 7/11)	1	54221
	Vent Stub, 4" – PF-399, (Earlier Modles, Obsolete, 7/11)	1	54220
33	Condensate Neutralizer Assembly	1	54204
34	Condensate Receiver Assembly	1	54259
35	Blocked Vent, Pressure Switch Kit includes items 36 & 37	1	54260
36	1/4" ID Tubing x 12" Long, (Local Hdwr Supply)	1	–
37	90° Barbed Elbow Polyethylene Adapter Fitting, 1/4 NPT X 1/4 Barb	1	5698
38	Gasket for Thermal Temperature	1	–
39	Cover Plate for Thermal Temperature Limit	1	PF2021
N/S	Revised Kit Supply Sensor/Switch, 12kOhm Tasseron Kit, (units prior to 10/2010)	1	54350
40	Hi Limit Switch Tasseron TSDS950	1	54419
41	Supply/Return Sensor, 12kOhm Tasseron TSD00BS	2	54418
42	Grommet for Flue Sensor	1	54291
43	Flue Sensor, 12kOhm Tasseron TSDZ0B0	1	54209
44	Thermal Temperature Limit, 605 F	1	54475
45	Thermal Door Temperature Limit, TK32-14	1	50045
N/S	Wiring Harness, Power (Right Terminal Block) used w/ 4 pole relay 120 Volt	1	54629
N/S	Wiring Harness, Control (Left Terminal Block) 24 Volt	1	PF7021
N/S	Wiring Harness, Gas Valve & Flame Sensor	1	PF7023
N/S	Wiring Harness, limit curcuit, Pink Wires	1	PF7125
N/S	Wiring Harness, Ground Wire	1	PF7024
N/S	Push-on Terminal Block (Field Wiring) 10-pole	2	5450
N/S	Push-on Terminal Block (Field Wiring) 6-pole	2	5547
N/S	30 Lbs. Relief Valve Standard, (Local Hdwr Supply)	1	50664
N/S	50 Lbs. Relief Valve Optional, (Local Hdwr Supply)	1	51029
N/S	80 Lbs. Relief Valve Optional, (Local Hdwr Supply)	1	51030
N/S	125 Lbs. Relief Valve Optional, (Local Hdwr Supply)	1	54274
N/S	150 Lbs. Relief ValveOptional, (Local Hdwr Supply)	1	54471
N/S	Harness PF210/399 Split Sensor / Limit Adapter	1	54421
N/S	DHW Sensor, Optional (PP Partner) 12kOhm Tasseron TSK1 0BH	1	54157
N/S	DHW Sensor, Optional (PT Partner) 12kOhm Tasseron TSK10B7	1	54478
N/S	DHW Sensor, Optional (Amtrol) 12kOhm Tasseron TSK10B7	1	54158
N/S	System Sensor, 12kOhm Tasseron TSA00BC	1	54156
N/S	Outdoor Sensor, 12kOhm Tasseron TSA00B4	1	54112
Optional items			
N/S	PFA-1 Interface Board Kit Consisting of the below items:	1	54271
N/S	Adapter Interface Board PFA-1 ARGUS 852IF-3R-0	1	54270
N/S	Low Voltage Stub Harness	1	PF7027
N/S	Line Voltage Stub Harness	1	PF7028
N/S	Analog Input Stub Harness (Rev 0 & 1) Obs 4/10	1	PF7031
N/S	ModBus Stub Harness	1	PF7030
Miscellaneous			
N/S	4" 304 Stainless Steel Vent Screen	2	54213
N/S	320°F 0-75# 2-1/2 Round Gauge, Howe	1	51324
N/S	Stand (PureFire)	1	91400
N/S	Conversion Kit PF-200 to PFW-200 (Domestic)	1	91177
N/S	Conversion Kit PF-300 to PFW-300 (Domestic)	1	91178
N/S	Conversion Kit (Nat. to LP/LP to Nat.) Contained in Boiler Envelope Assembly	1	54194



PeerlessBoilers.com

Peerless® PUREFIRE®

PF-200, PF-210, PF-300 & PF-399

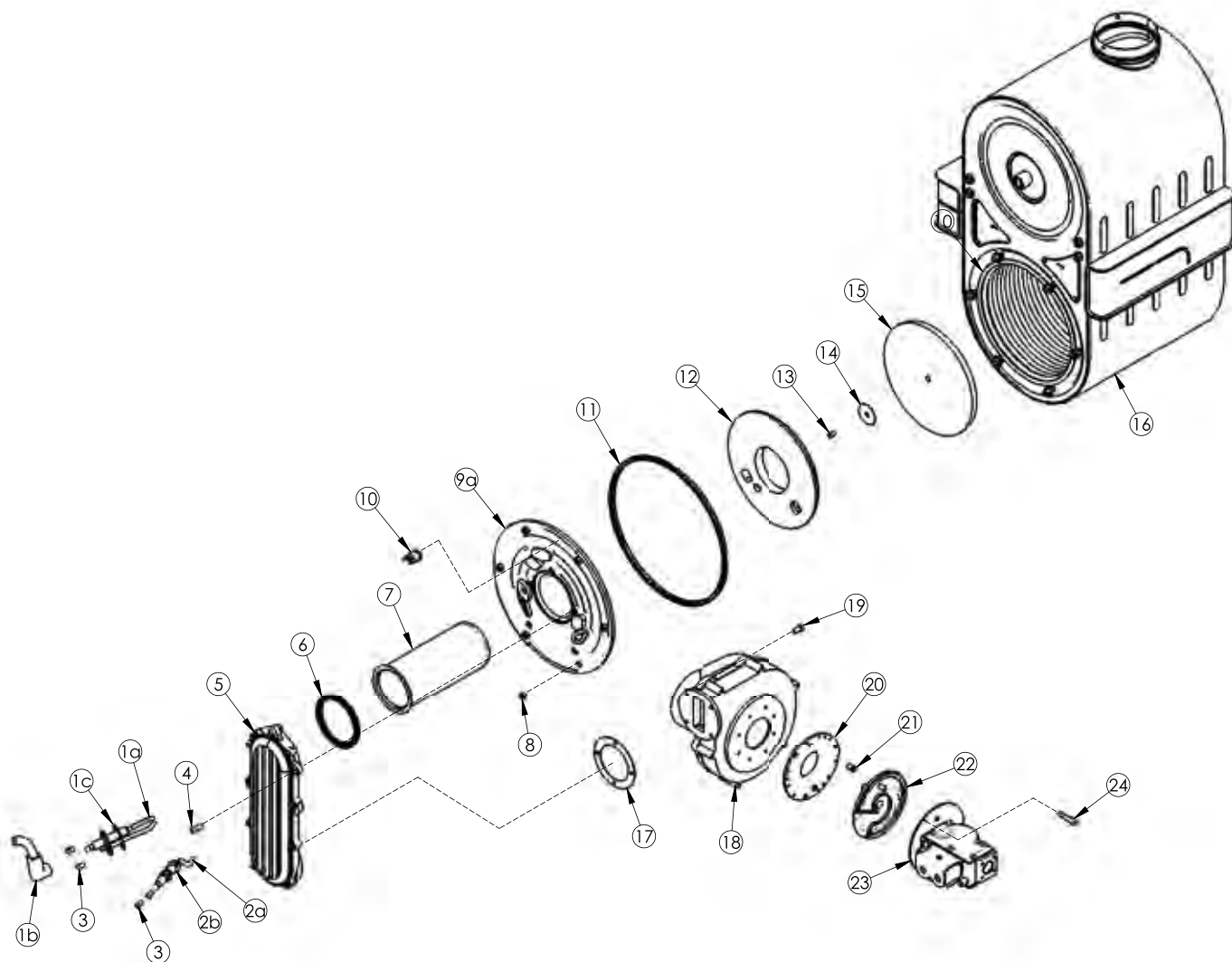
All repair parts orders - no minimum charges.

Please order with code number.

All prices quoted are in U.S. dollars.

All prices subject to change without notice.

All prices F.O.B. Bally, PA



PF-200, PF-210, PF-300 & PF-399



Peerless® PUREFIRE®

PF-200, PF-210, PF-300 & PF-399

All repair parts orders - no minimum charges.

Please order with code number.

All prices quoted are in U.S. dollars.

All prices subject to change without notice.

All prices F.O.B. Bally, PA

	Description	Quantity Required	Stock Code
1	Ignition Electrode KIT includes Gasket, Hardware, and Cable	1	54246
2	Sensor Electrode KIT includes Gasket and Hardware	1	54247
3	Screw, M4 x8mm, (Local Hew Supply)	4	—
4	Screw, M5.5 x 14mm, (Local Hew Supply)	5	—
5	Premix Channel, Air Inlet, PF200 - 210	1	5545
	Premix Channel, Air Inlet, PF300 - 399	1	5546
6	Gasket, Channel to Burner	1	54186
7	Burner – PF-200/210	1	54263
	Burner – PF-300, 399, and 460	1	54264
8	Nut, M6, 10MM Hex, (Local Hdwr Supply)	6	51614
N/S	200 / 210 Combustion Chamber Cover Plate Kit, Current, includes items #8, 9a, 12	1	54206
	300 / 399 Combustion Chamber Cover Plate Kit, Current, includes items #8, 9a, 12	1	54207
9a	200 / 210 Combustion Chamber Cover Plate	1	54183
10	Thermal Tempeture Limit, 435F – Burner Plate	1	50045
N/L	Gasket, Glass Rope, (Must use order #9a)	1	—
11	Gasket for Burner, Rubber	1	54187
12	Insulation, Combustion Chamber Cover Plate	1	54255
13	M4 X 8 MM SS Screw Target Wall, (Local Hdwr Supply)	1	—
14	Washer, M4, (Local Hdwr Supply)	1	—
15	Insulation, Target Wall	1	54185
16	Heat Exchanger – PF-200 - 210 (For Credit Reference Only)	1	5529
	Heat Exchanger – PF-300 - PF-399 (For Credit Reference Only)	1	5530
17	Gasket, Blower to Channel	1	54122
18	Blower/Inducer Kit, PF-200 - 210 w/ Restrictor	1	54258
	Blower/Inducer Kit, PF-300 - 399 w/ Restrictor	1	54257
19	M5-0.80 X 12MM Screw, (Local Hdwr Supply)	4	—
20	Blower Adapter Plate – PF-200/210	1	5421
	Blower Adapter Plate – PF-300/399	1	5610
21	M4 x 10mm Screw, (Local Hdwr Supply)	3	—
22	Swirl Plate – PF-200/210, Grey	1	5616
	Swirl Plate – PF-300/399, Black	1	5620
23	Gas Valve – PF-200/210, includes item #22	1	54253
	Gas Valve – PF-300/399, includes item #22	1	54254
24	Screw, M4 x 25mm, T20 Torx, PF-200 - 210 (Local Hdwr Supply)	3	—
	Screw, M4 x 30mm, T20 Torx, PF-300, 399 (Local Hdwr Supply)	3	—
N/S	System Sensor 12KOHM TSA00BC	1	54156



PeerlessBoilers.com

Peerless® PUREFIRE® PFC

PFC-460

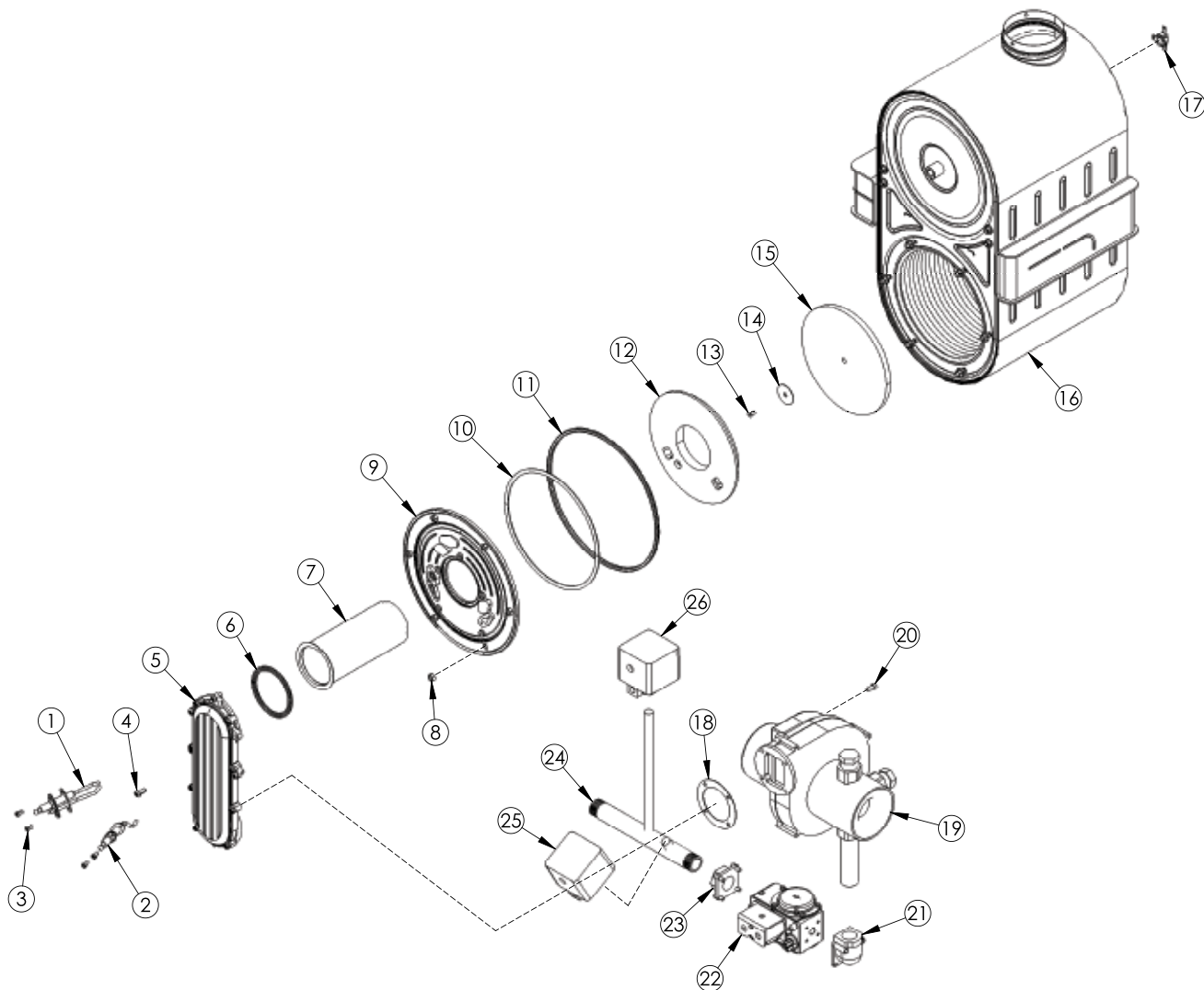
All repair parts orders - no minimum charges.

Please order with code number.

All prices quoted are in U.S. dollars.

All prices subject to change without notice.

All prices F.O.B. Bally, PA





PeerlessBoilers.com

Peerless® PUREFIRE® PFC

PFC-460

All repair parts orders - no minimum charges.
Please order with code number.
All prices quoted are in U.S. dollars.
All prices subject to change without notice.
All prices F.O.B. Bally, PA

	Description	Quantity Required	Stock Code
1	Ignition Electrode KIT includes Gasket, Hardware, and Cable	1	54246
2	Sensor Electrode KIT includes Gasket and Hardware	1	54247
3	Screw, M4 x 8mm, (Local Hdwr Supply)	4	—
4	Screw, M5.5 x 14mm (Local Hdwr Supply)	5	6506
5	Premix Channel – PFC-460	1	5546
6	Gasket, Chanell to Burner	1	54186
7	Burner – PF-460	1	54264
8	Nut, M6, 10MM Hex, (Local Hdwr Supply)	6	—
9	460 Combustion Chamber Cover Plate Kit, Current, includes items # 8,10, 11 & 12 w/Hardware	1	54207
N/S	Combustion Chamber Cover	1	54183
N/S	Thermal Tempeture Limit, 435F – Burner Plate	1	50045
10	Gasket, Glass Rope, (Must use Cover Plate Kit)	1	—
11	Gasket, Rubber	1	54187
12	Insulation, Combustion Chamber Cover Plate	1	54255
13	M4 X 8 MM SS Screw Target Wall, (Local Hdwr Supply)	1	—
14	Washer, M4, (Local Hdwr Supply)	1	—
15	Insulation, Target Wall	1	54185
16	Heat Exchanger – PFC-460 (For Credit Referance Only)	1	5530
17	Thermal Tempeture Limit, 605 F	1	54466
18	Gasket, Blower to Channel	1	54122
19	Blower- PFC-460	1	54428
20	M5-0.80 X 12MM Screw, (Local Hdwr Supply)	4	—
21	90° Flange Connection	1	5543
22	Dungs 057 Gas Valve	1	54429
23	Straight Flange Connection	1	5855
24	Gas Manifold- PF-460	1	54681
25	High Gas Pressure Switch- Honeywell C6097B1028	1	50844
26	Low Gas Pressure Switch- Honeywell C6097A1012	1	50845
N/S	Control Module, 852MN – PFC-460	1	54730
N/S	Display Module, Argus 852RC (PFC460)	1	54735
N/S	KIT PFC460 852IF Interface Board (PF460 Only)	1	54737
N/S	Wiring Harness, Power (Right Terminal Block) used w/ 4 pole relay; 120 Volt	1	54629
N/S	Wiring Harness, Control (Left Terminal Block) w/ GV Plug 24 Volt	1	PF7112



PeerlessBoilers.com

Peerless® PUREFIRE® PFC

PFC-625 & PFC-750

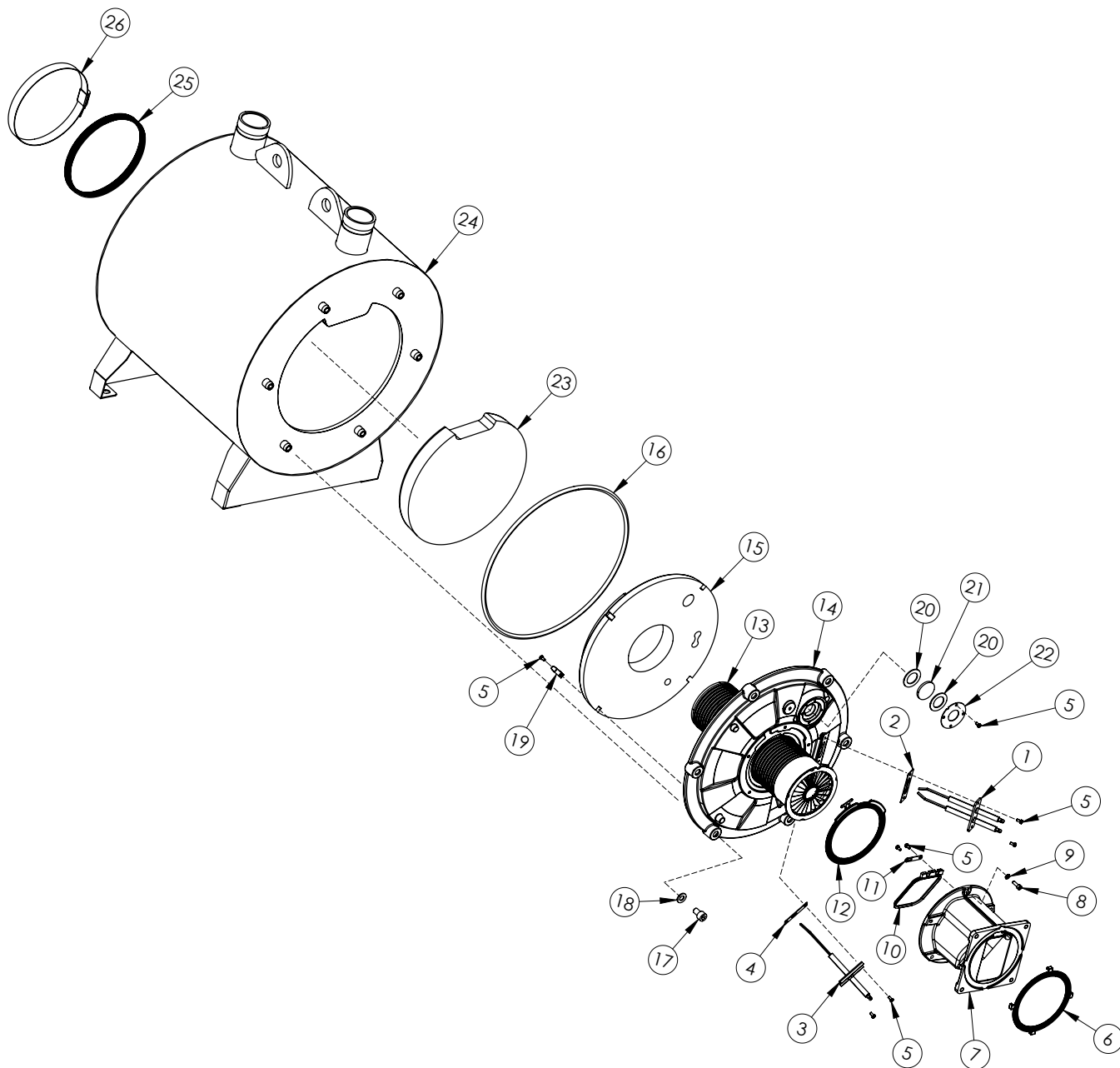
All repair parts orders - no minimum charges.

Please order with code number.

All prices quoted are in U.S. dollars.

All prices subject to change without notice.

All prices F.O.B. Bally, PA





Peerless® PUREFIRE® PFC

PFC-625 & PFC-750

All repair parts orders - no minimum charges.
 Please order with code number.
 All prices quoted are in U.S. dollars.
 All prices subject to change without notice.
 All prices F.O.B. Bally, PA

	Description	Quantity Required	Stock Code
1	Igniter Electrode	1	54883
2	Gasket, Igniter Electrode	1	54882
3	Flame Sensor	1	54891
4	Gasket, Flame Sensor	1	54890
5	Screw, M4 x 8 (Local Hdwr Supply)	14	—
6	Gasket, Intake Manifold	1	54889
7	Intake Manifold, GM10-20-141	1	5940
8	Screw, M5 x 16 (Local Hdwr Supply)	5	—
9	Washer, M5 (Local Hdwr Supply)	5	—
10	Flap	1	54886
11	Flap Retaining Bracket	1	54885
12	Gasket, Intake Manifold to Burner	1	54884
13	Burner, Bluejet - PFC-625	1	54870
	Burner, Bluejet - PFC-750	1	54871
14	Combustion Chamber Cover Plate	1	54869
15	Insulation, Combustion Chamber Cover Plate	1	54877
16	Gasket, Siliconized Fiberglass Braid	1	54876
17	Screw, M10 x 20 (Local Hdwr Supply)	6	—
18	Washer, M10 (Local Hdwr Supply)	6	—
19	Burner Door Insulation Clip	4	54879
20	Gasket, Sight Glass	2	54880
21	Sight Glass Lens	1	54881
22	Sight Glass Plate, GM10-15-3169	1	5941
23	Insulation, Target Wall	1	54875
24	Heat Exchanger, PFC-625	1	98109
	Heat Exchanger, PFC-750	1	98110
25	Gasket, Exhaust Outlet	1	54872
26	Exhaust Outlet Band Clamp, GM10-35-572	1	5942



PeerlessBoilers.com

Peerless® PUREFIRE® PFC

PFC-625 & PFC-750

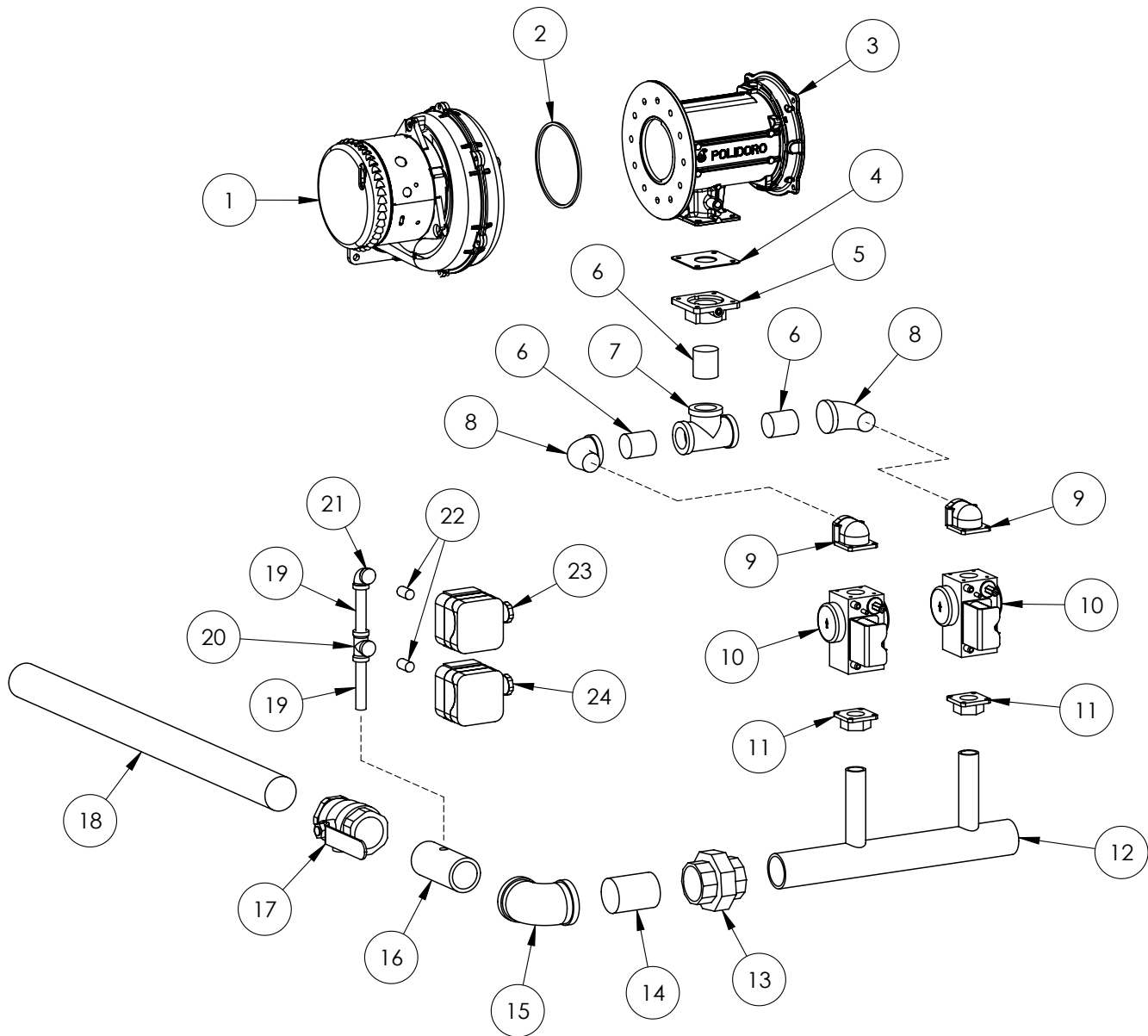
All repair parts orders - no minimum charges.

Please order with code number.

All prices quoted are in U.S. dollars.

All prices subject to change without notice.

All prices F.O.B. Bally, PA





Peerless® PUREFIRE® PFC

PFC-625 & PFC-750

All repair parts orders - no minimum charges.
Please order with code number.
All prices quoted are in U.S. dollars.
All prices subject to change without notice.
All prices F.O.B. Bally, PA

	Description	Quantity Required	Stock Code
N/S	Screw (Blower to Heat Exchanger), M8 x 55mm Hex Zinc (Local Hdwr Supply)	4	—
N/S	Nut Flange (Blower to Heat Exchanger), M8-1.25 Zinc (Local Hdwr Supply)	4	—
1	Blower, Ametek Naut 8.9	1	54635
N/S	Screw (Blower to Venturi), M8-1.25 x 20mm Hex (Local Hdwr Supply)	6	—
2	Gasket (Blower to Venturi)	14"	5939
3	Venturi, HM500, Injectors 9.0/10.0	1	5966
	Venturi, HM500, Injectors 8.0/8.6	1	5967
	Venturi, HM500, Injectors 10.0/11.0	1	5968
	Venturi, HM500, Injectors 9.0/9.2	1	5969
N/S	Screw (Venturi to Airbox), 1/4"-20 x 3/4" Hex Washer HD (Local Hdwr Supply)	4	—
4	Gasket (Venturi to Gas Manifold)	1	PFC4003
N/S	Set Screw (Venturi to Upper Manifold), M5 x 20mm (Local Hdwr Supply)	4	—
N/S	Nut Flange (Venturi to Upper Manifold), M5 (Local Hdwr Supply)	8	—
	Straight Flange, 1"	1	5926
6	Nipple, 1 x 1-1/2" (Close) SCH40 Black (Local Hdwr Supply)	3	—
7	Tee, 1" (Local Hdwr Supply)	1	—
8	Street Elbow, 1 x 3/4" Black (Local Hdwr Supply)	2	7064
9	90° Flange Kit, 3/4" NPT	2	5543
N/S	Screw (Gas Valve to Flange), M5 x 30 Hex Skt HD (Local Hdwr Supply)	4	—
N/S	Screw (Gas Valve to Flange), M5 x 12 Hex Skt HD (Local Hdwr Supply)	4	—
N/S	O-Ring (90° Flange)	2	—
10	Gas Valve, GB-WND-057	2	54429
11	Straight Flange Kit, 3/4" NPT	2	5855
N/S	Screw (Gas Valve to Flange), M5 x 12 Hex Skt HD (Local Hdwr Supply)	8	—
N/S	O-Ring (Straight Flange)	2	—
	Gas Manifold Header (or Iron Fitting Assembly)	1	PFC4001
13	Union Ground Joint, 1-1/2" (Local Hdwr Supply)	1	—
14	Nipple, 1-1/2 x 2-1/2 (Short) SCH40 (Local Hdwr Supply)	1	—
15	Elbow, 1-1/2" (Local Hdwr Supply)	1	—
16	Nipple, Pressure Switch, 1/4" tap	1	PFC4000
17	Manual Gas Valve, 50-GB7-A1	1	51705
18	Nipple, 1-1/2 x 30 STD Black (PFC-625) (Local Hdwr Supply)	1	—
	Nipple, 1-1/2 x 27 STD Black (PFC-750) (Local Hdwr Supply)	1	—
19	Nipple, 1/4 x 3 SCH40 Black (Local Hdwr Supply)	2	—
20	Tee, 1/4" (Local Hdwr Supply)	1	—
21	Elbow, 1/4" (Local Hdwr Supply)	1	—
22	Nipple, 1/4 x Close SCH40 Black (Local Hdwr Supply)	2	—
23	High Gas Pressure Switch, GMH-A4-4-4	1	50844
24	Low Gas Pressure Switch, GML-A4-4-4	1	50845



PeerlessBoilers.com

Peerless® PUREFIRE® PFC

PFC-625 & PFC-750

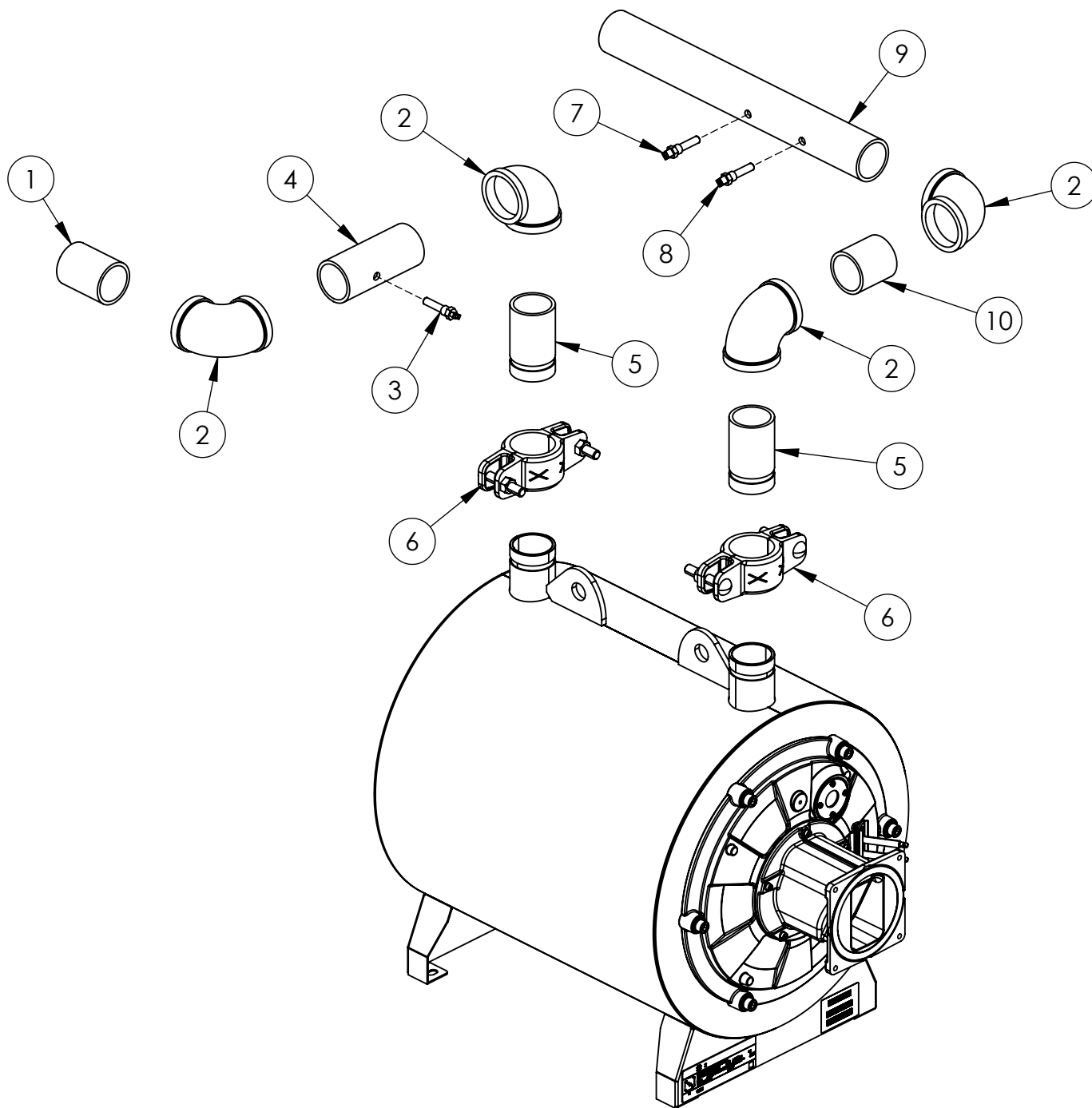
All repair parts orders - no minimum charges.

Please order with code number.

All prices quoted are in U.S. dollars.

All prices subject to change without notice.

All prices F.O.B. Bally, PA





Peerless® PUREFIRE® PFC

PFC-625 & PFC-750

All repair parts orders - no minimum charges.

Please order with code number.

All prices quoted are in U.S. dollars.

All prices subject to change without notice.

All prices F.O.B. Bally, PA

	Description	Quantity Required	Stock Code
1	Nipple, 2 x 3" SCH40 BLK	1	99263
2	Elbow, 2" BLK	4	443
3	Return Sensor, TSD00BS	1	54418
4	Nipple, 2 x 5.5" NPT with 1/4" NPT Hot Tap	1	PFC1001
5	Adapter, NPT x GRV	2	PFC1000
6	Coupling, Slidelok 2" Rigid	2	5921
7	LWCO Probe, 35mm	1	54834
8	Dual Supply Sensor, TSD01AS	1	54634
9	Nipple, 2 x 19" NPT with (2) 1/4" NPT Tap	1	PFC1002
10	Nipple, 2 x 2-1/2"	1	99262



PeerlessBoilers.com

Peerless® PUREFIRE® PFC

PFC-625 & PFC-750

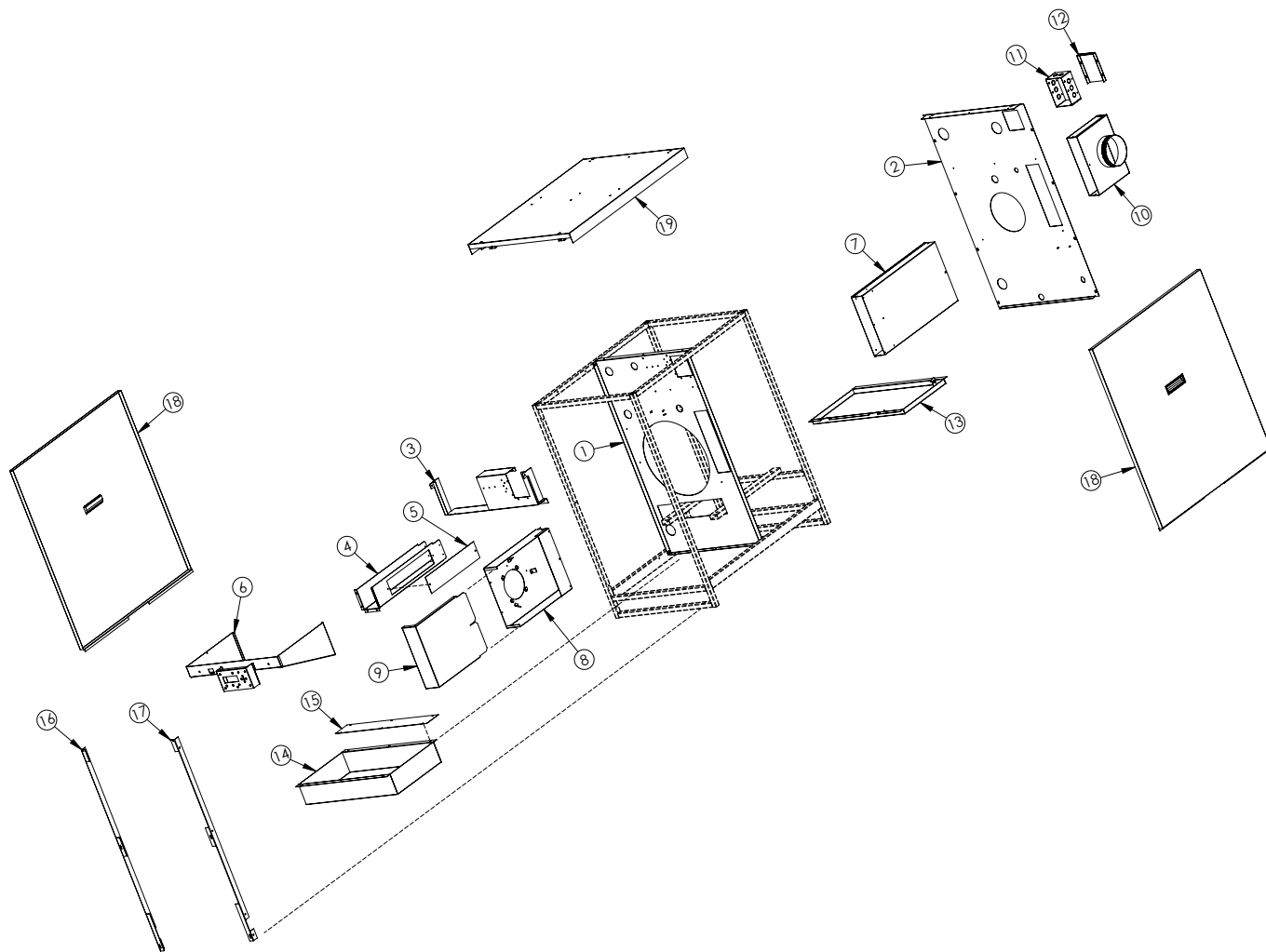
All repair parts orders - no minimum charges.

Please order with code number.

All prices quoted are in U.S. dollars.

All prices subject to change without notice.

All prices F.O.B. Bally, PA





Peerless® PUREFIRE® PFC

PFC-625 & PFC-750

All repair parts orders - no minimum charges.
 Please order with code number.
 All prices quoted are in U.S. dollars.
 All prices subject to change without notice.
 All prices F.O.B. Bally, PA

	Description	Quantity Required	Stock Code
1	Inner Panel	1	PFC2001
2	Rear Panel	1	PFC2002
3	Electrical Tray Mounting Bracket - PFC-625	1	PFC2006
	Electrical Tray Mounting Bracket - PFC-750	1	N/A
4	Electrical Chase	1	PFC2010
5	Electrical Chase Cover	1	PFC2011
6	Electrical Tray	1	PFC2005
7	Air Box - Heat Exchanger Cabinet	1	PFC5001
8	Air Box - Venturi Cabinet	1	PFC5000
9	Air Box - Venturi Cabinet Cover	1	PFC5002
10	Air Inlet Box	1	PFC5003
11	Rear Electrical Box	1	PFC2012
12	Rear Electrical Box Cover	1	PFC2013
13	Condensate Pan	1	PFC2009
14	Blower Cabinet Pan	1	PFC2007
15	Blower Cabinet Pan Support - PFC-625	1	PFC2008
	Blower Cabinet Pan Support - PFC-750	1	N/A
16	Front Panel Mounting Bracket - Left Hand	1	PFC2003
17	Front Panel Mounting Bracket - Right Hand	1	PFC2004
18	Side Panel	2	PFC6004
19	Top Panel	1	PFC6005



Peerless® PUREFIRE® PFC

PFC-625 & PFC-750

All repair parts orders - no minimum charges.
 Please order with code number.
 All prices quoted are in U.S. dollars.
 All prices subject to change without notice.
 All prices F.O.B. Bally, PA

	Description	Quantity Required	Stock Code
1	Switch, DPST (20A, 125V)	1	5918
2	Control Module, PFC-625/750	1	54867
3	Nut, Hex (#8-32) (Local Hdwr Supply)	4	—
4	Wire Holder, Top Entry	3	5917
5	Pump Relay Module, 10A	1	54556
6	Track, Pump Relay Module	1	54551
7	Screw, #6-32 X 1/2 PHIL (Local Hdwr Supply)	2	—
8	Terminal Block, 6 Pole	6	5547
9	Spacer, Nylon (.25"OD X .141"ID X .281"L)	9	5448
10	Nut, Hex (#6-32) (Local Hdwr Supply)	9	—
11	Wire Holder, Latching Side Entry	9	5916
12	Spacer, Nylon (.217"OD X .147"ID X .230"L)	7	5931
13	User Interface Display, PFC-625/750	1	54868
14	Bushing, Snap (7/8")	2	5438



PeerlessBoilers.com

Peerless® PUREFIRE® PFC

PFC-625 & PFC-750

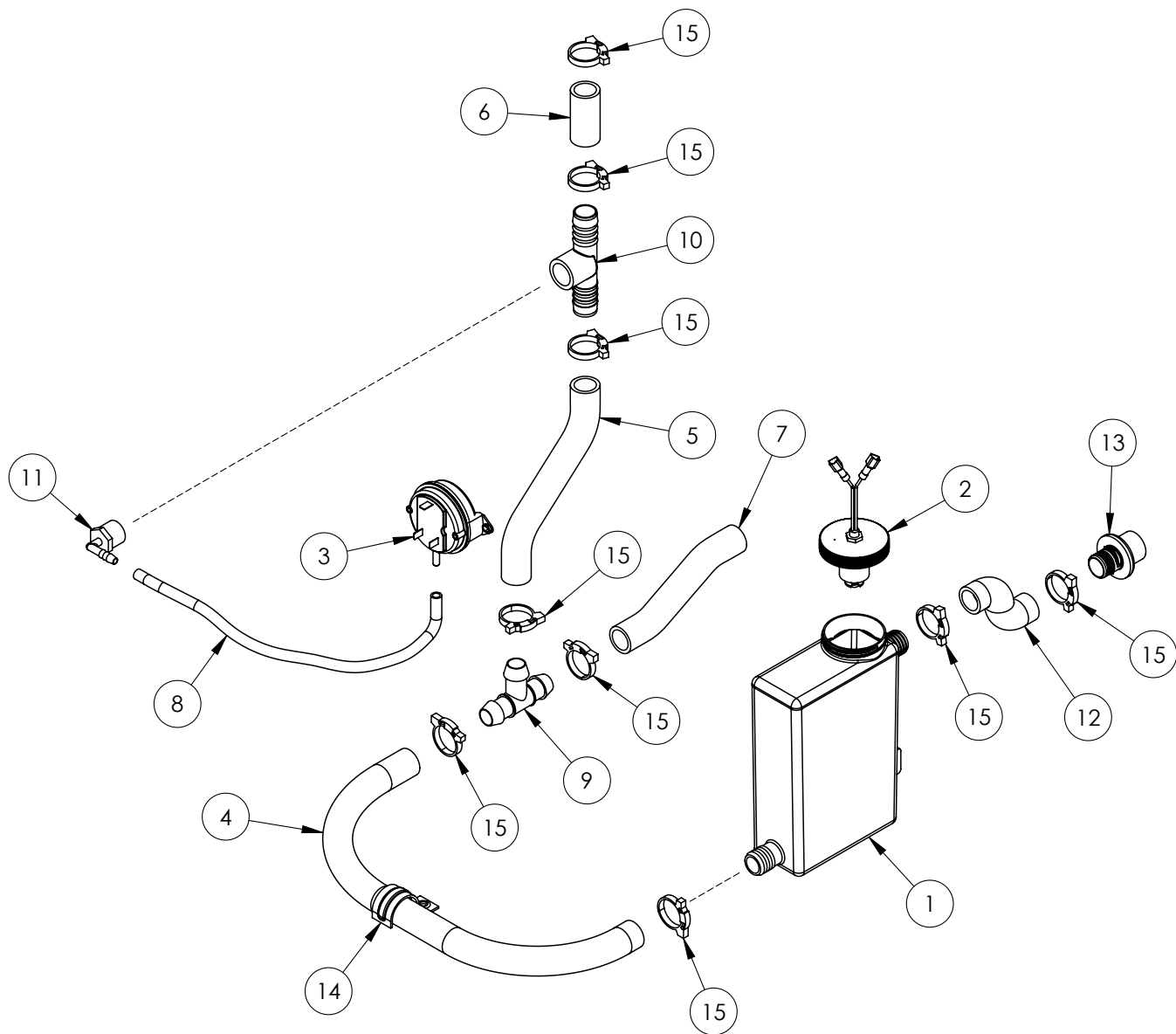
All repair parts orders - no minimum charges.

Please order with code number.

All prices quoted are in U.S. dollars.

All prices subject to change without notice.

All prices F.O.B. Bally, PA





Peerless® PUREFIRE® PFC

PFC-625 & PFC-750

All repair parts orders - no minimum charges.

Please order with code number.

All prices quoted are in U.S. dollars.

All prices subject to change without notice.

All prices F.O.B. Bally, PA

	Description	Quantity Required	Stock Code
1	Condensate Collector Container	1	54120
2	Condensate Blocked Drain Switch w/ Cap	1	54137
3	Blocked Vent Pressure Switch, 3.5" W.C.	1	54208
4	Tubing, 1" OD x 3/4" ID (Local Hdwr Supply)	22"	—
5	Tubing, 1" OD x 3/4" ID (Local Hdwr Supply)	3"	—
6	Tubing, 1" OD x 3/4" ID (Local Hdwr Supply)	3"	—
7	Tubing, 7/8" OD x 5/8" ID (Local Hdwr Supply)	26"	—
8	Tubing, 5/16" OD x 3/16" ID (Local Hdwr Supply)	18"	—
9	Hose Barb Tee, 3/4" x 3/4" x 3/4" (Local Hdwr Supply)	1	—
10	Hose Barb Tee, 3/4" x 3/4" x 1/2" NPT (Local Hdwr Supply)	1	—
11	90 degree Hose Barb, 1/4" x 1/2" NPT (Local Hdwr Supply)	1	—
12	Condensate Drain Tube	1	5420
13	Bulk Head Fitting	1	54140
14	Clamp, Stainless Steel, 8897T23	1	5938
15	Hose Clamp	9	54276



PeerlessBoilers.com

Peerless® PUREFIRE® PFC

PFC-850, PFC-1000 & PFC-1500

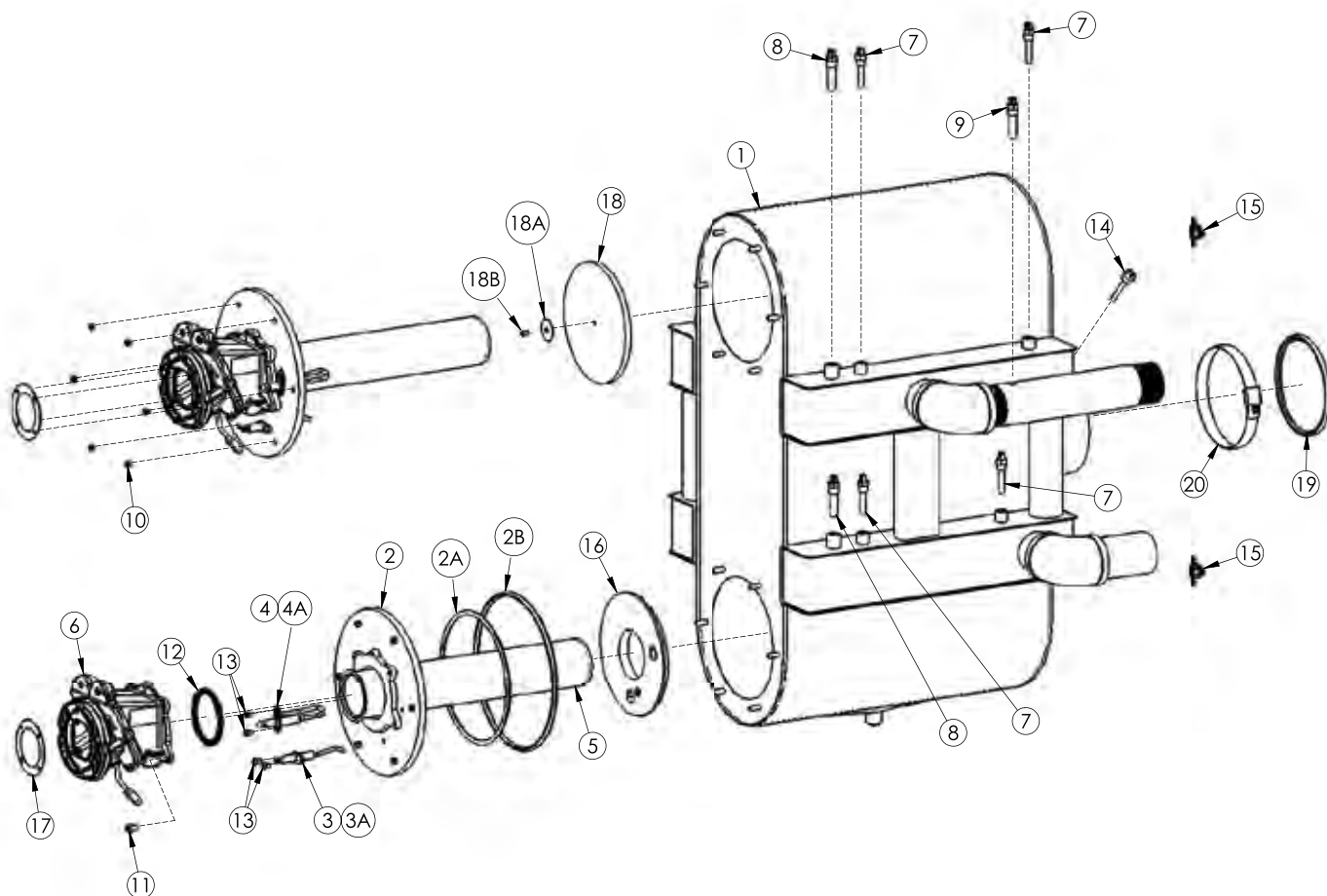
All repair parts orders - no minimum charges.

Please order with code number.

All prices quoted are in U.S. dollars.

All prices subject to change without notice.

All prices F.O.B. Bally, PA





Peerless® PUREFIRE® PFC

PFC-850, PFC-1000 & PFC-1500

All repair parts orders - no minimum charges.

Please order with code number.

All prices quoted are in U.S. dollars.

All prices subject to change without notice.

All prices F.O.B. Bally, PA

	Description	Quantity Required	Stock Code
1	Heat Exchanger – PF-850, for Price Reference Only	1	5651
	Heat Exchanger – PF-1 000, for Price Reference Only	1	5652
	Heat Exchanger – PF-1 500, for Price Reference Only	1	5703
2	Burner Mounting Plate , includes items 2A & 2B	2	54430
2A	Burner Mounting Plate 1/4" Hi Temp Rope, included with item 2	2	–
2B	Burner Mounting Plate Rubber Gasket, included with item 2	2	54655
3	Kit Replacement Gianonni Flame Sensor	2	54699
4	Kit Replacement Gianonni Igniter	2	54698
5	Burner Element (Blue Jet) - PFC-850	2	54656
	Burner Element (Blue Jet) - PFC-100	2	54679
	Burner Element (Blue Jet) - PFC-1500	2	54657
6	Flapper Valve Assembly - PFC-850/1000	2	54434
	Flapper Valve Assembly - PFC-1500	2	54625
7	Supply / Return Sensor - 1/8" NPT 12 kΩ	4	54438
8	High Limit Switch – 1/4" NPT	2	54419
9	Header Supply Sensor – 1/4" NPT	1	54418
10	Hex. Flange Nut M6 Fine Thread, (Local Hdwr Supply)	12	51614
11	Screw M5-0.80 x 16 mm Zinc Plated, Flapper Valve Screw, (Local Hdwr Supply)	10	–
12	Burner Gasket	2	54467
13	Screw M4 x 8 mm Zinc Plated, Ignitor/Flame Sensor Screw, (Local Hdwr Supply)	4	6507
14	Flue Temperature Sensor - 1/4" BSP 12 kΩ	1	54111
15	Thermal Fuse - 318 C, 605 F	2	54466
16	Burner Mounting Plate Insulation - PF-850/1000	2	54653
	Burner Mounting Plate Insulation - PF-1500	2	54654
17	Blower Gasket - PFC-850/1000	2	54504
	Blower Gasket - PFC-1500	2	54505
18	Target Insulation	2	54185
18A	Target Insulation Washer M4 SS Fender, (Local Hdwr Supply)	2	–
18B	Target Insulation Screw M4 x 16 SS, (Local Hdwr Supply)	2	–
19	Exhaust Vent Gasket - 6" PF-850/1000	2	54658
	Exhaust Vent Gasket - 7" PF-1500	2	54659
20	Exhaust Vent Clamp - 6" PF-850/1000	2	54660
	Exhaust Vent Clamp - 7" PF-1500	2	54661
N/S	2" X 1", w/ 1/4" Tap, Relief Valve and Gauge, Brass Tee (PF-850 & 1000)	1	5773
N/S	2 1/2" X 1 1/4", w/ 1/4" Tap, Relief Valve and Gauge, Brass Tee (PF-1500)	1	5854
N/S	Thermal Temperature Limit (PFC 850/1000/1500)	1	50045



PeerlessBoilers.com

Peerless® PUREFIRE® PFC

PFC-850, PFC-1000 & PFC-1500

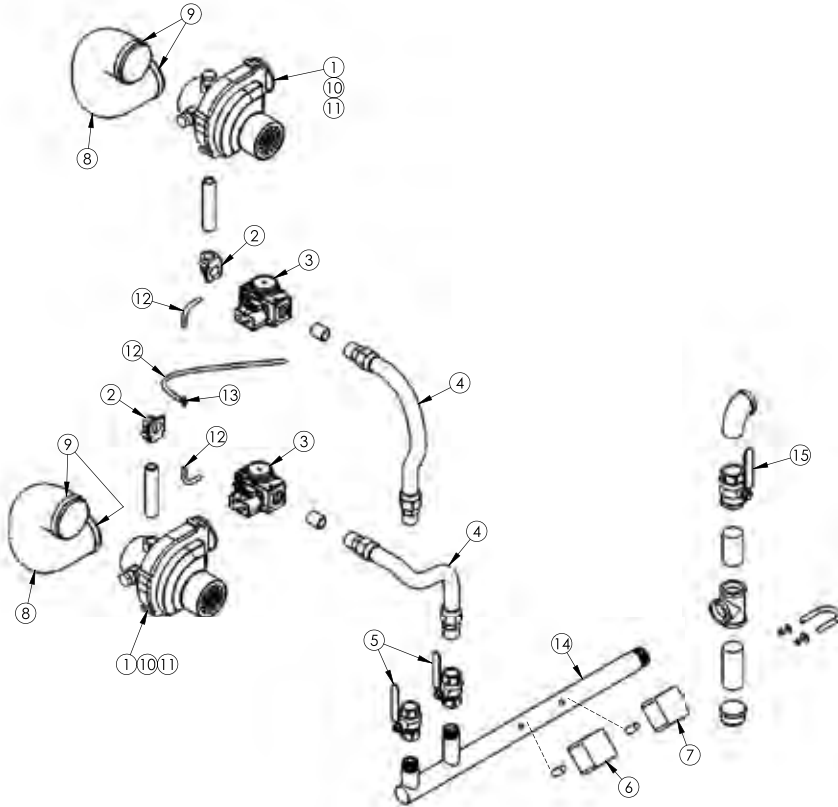
All repair parts orders - no minimum charges.

Please order with code number.

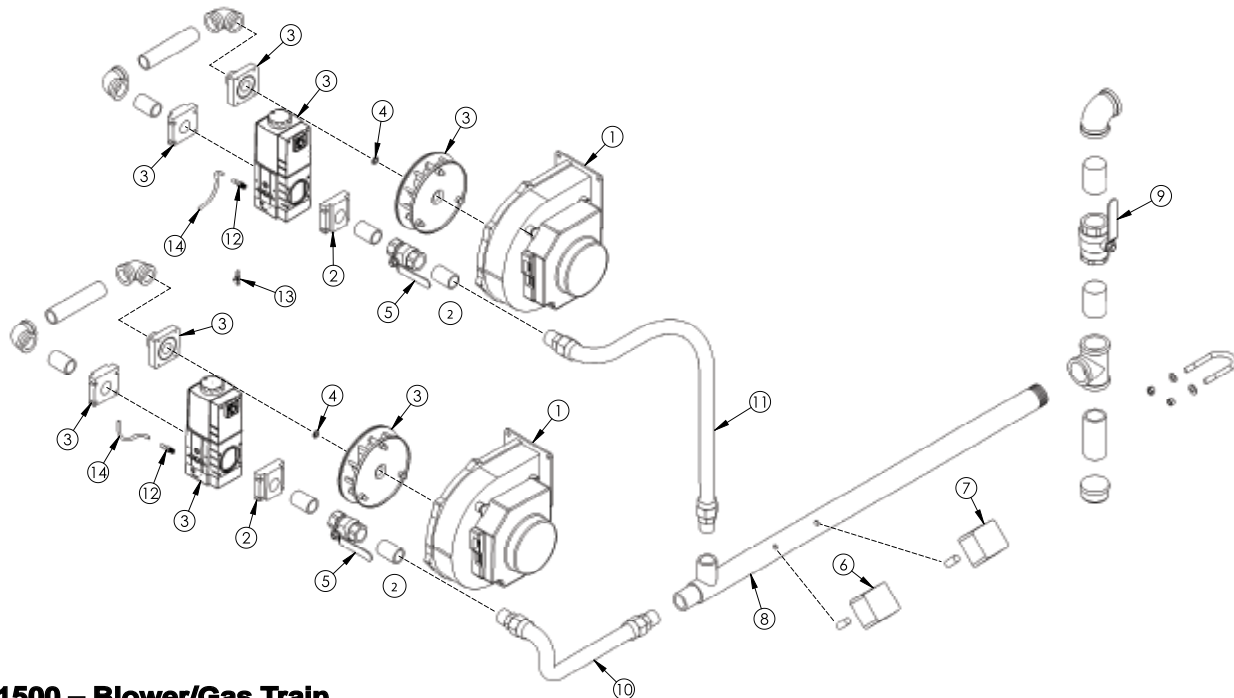
All prices quoted are in U.S. dollars.

All prices subject to change without notice.

All prices F.O.B. Bally, PA



PFC-850/1000 – Blower/Gas Train



PFC-1500 – Blower/Gas Train



Peerless® PUREFIRE® PFC

PFC-850, PFC-1000 & PFC-1500

All repair parts orders - no minimum charges.
Please order with code number.
All prices quoted are in U.S. dollars.
All prices subject to change without notice.
All prices F.O.B. Bally, PA

PFC-850, PFC-1000 – Blower/Gas Train

	Description	Quantity Required	Stock Code
1	Blower - PF-850/1000	2	54428
2	3/4" NPT Flanged Elbow	2	5543
3	Gas Valve GB-057	2	54429
4	1" NPT x 18" Flexible Gas Hose	2	54439
5	1" NPT Gas Shutoff Valve	2	51703
6	Low Gas Pressure Switch, (Local Supply)	1	50700
7	High Gas Pressure Switch, (Local Supply)	1	50701
8	4" Flexible Air Inlet Hose	7.5 ft	54444
9	4" Hose Clamp	4	54443
10	Socket Head Cap Screw M5-0.80 x 12 mm, (Local Hdwr Supply)	6	5415
11	Hex Head Cap Screw M5-0.80 x 12 mm, (Local Hdwr Supply)	2	5688
12	1/8" ID Reference Tube,	5 ft	1052
13	1/8" Hose Tee, (Local Hdwr Supply)	—	6159
14	1-1/4" Gas Inlet Header, PFC-850	1	54473
14	1-1/4" Gas Inlet Header, PFC-1000	1	54474
N/S	1-1/4" Ball Valve	1	
N/S	1-1/4" Gas Regulator, (When Used)	1	50647

PFC-1500 – Blower/Gas Train

	Description	Quantity Required	Stock Code
1	Combustion Air Blower - PFC-1500	2	54595
2	Gas Valve Inlet Flange 1" NPT	2	54601
3	Gas Valve w/Shutter, Swirl Plate & Adapter	2	54598
4	Gas Valve Nozzle 12 MM	2	54602
5	1" NPT Gas Shutoff Valve	2	51703
6	Low Gas Pressure Switch, (Local Supply)	1	50700
7	High Gas Pressure Switch, (Local Supply)	1	50701
8	1-1/2" Gas Inlet Header, PFC1500	1	54608
9	1-1/2" Ball Valve	2	51705
10	1" NPT x 16" Flexible Gas Line	2	54439
11	1" NPT x 36" Flexible Gas Line	2	54612
12	1/8" BSP x 1/8" Tube Adapter	2	5766
13	1/8" x 1/8" x 1/4" Barb Tee, (Local Hdwr Supply)	1	6164
14	1/8" ID Reference Tube	2 ft	1052
N/S	1-1/2" Gas Regulator, (When Used)	1	50646
N/S	2" Gas Regulator, (When Used)	1	50648



PeerlessBoilers.com

Peerless® PUREFIRE® PFC

PFC-850, PFC-1000 & PFC-1500

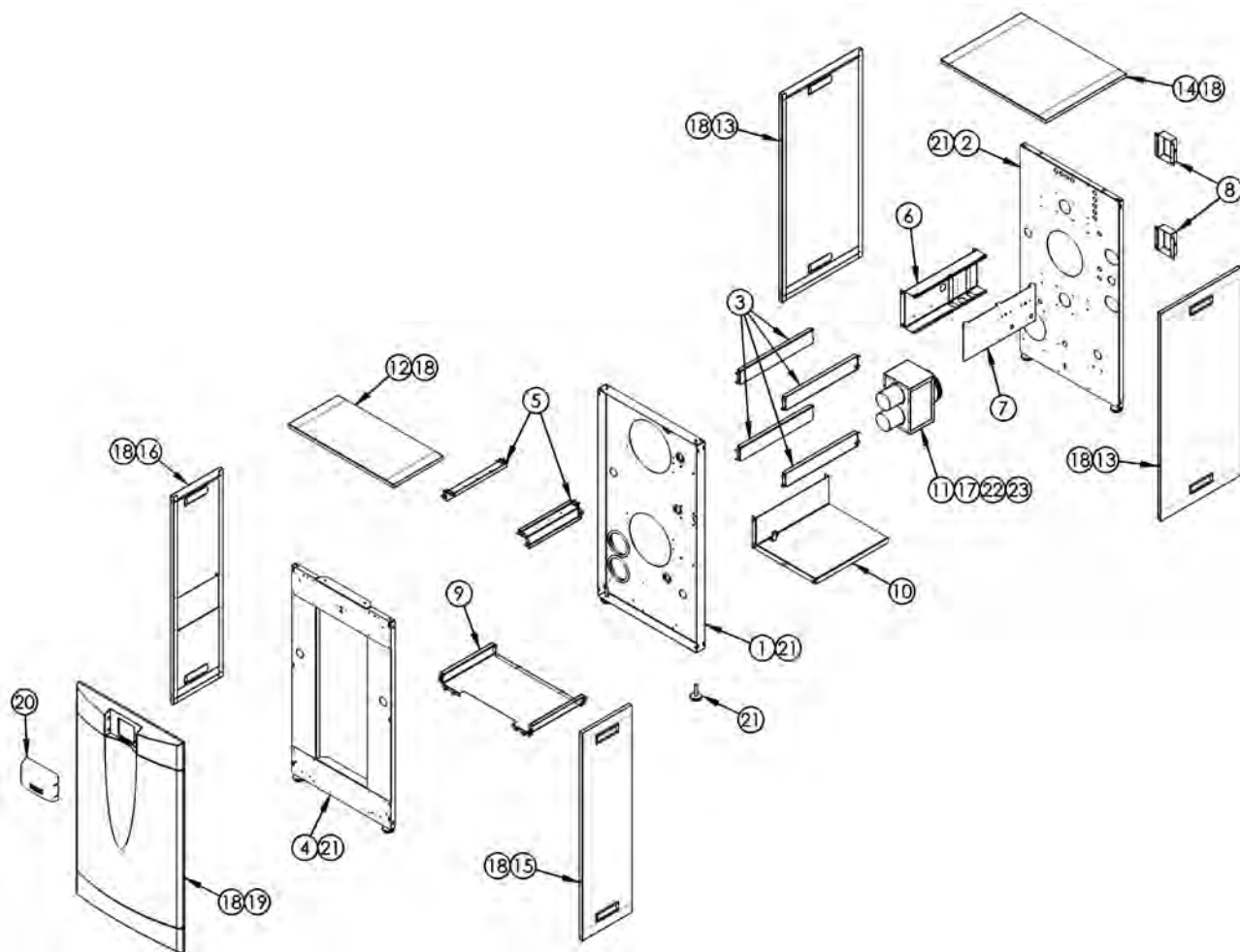
All repair parts orders - no minimum charges.

Please order with code number.

All prices quoted are in U.S. dollars.

All prices subject to change without notice.

All prices F.O.B. Bally, PA





Peerless® PUREFIRE® PFC

PFC-850, PFC-1000 & PFC-1500

All repair parts orders - no minimum charges.
Please order with code number.
All prices quoted are in U.S. dollars.
All prices subject to change without notice.
All prices F.O.B. Bally, PA

	Description	Quantity Required	Stock Code
1	Heat Exchanger Support Panel – Front	1	PF2016
		1	PF2037
2	Heat Exchanger Support Panel – Rear – PF-850, PF-1000	1	PF2017
	Heat Exchanger Support Panel – Rear – PF-1500	1	PF2038
3	Heat Exchanger Support Rails – PF-850	4	PF2018
	Heat Exchanger Support Rails – PF-1000	4	PF2018-1
	Heat Exchanger Support Rails – PF-1500	4	PF2018-2
4	Blower Cabinet Frame Assembly – PF-850, PF-1000	1	PF2027
	Blower Cabinet Frame Assembly – PF-1500	1	PF2027-1
5	Blower Cabinet Support Rails – PF-850, PF-1000	2	PF2026
	Blower Cabinet Support Rails – PF-1500	2	PF2027
6	Electrical Terminal Enclosure – PF-850	1	PF2029
	Electrical Terminal Enclosure – PF-1000	1	PF2029-1
	Electrical Terminal Enclosure – PF-1500	1	PF2029-2
7	Terminal Enclosure Cover – PF-850	1	PF2030
	Terminal Enclosure Cover – PF-1000	1	PF2030-1
	Terminal Enclosure Cover – PF-1500	1	PF2030-2
8	Thermal Fuse Cover	2	PF2031
9	Blower Cabinet Floor Pan – PF-850, PF-1000	1	PF2033
	Blower Cabinet Floor Pan – PF-1500	1	PF2039
10	Condensate System Tray – PF-850	1	PF5027
	Condensate System Tray – PF-1000	1	PF5027-1
	Condensate System Tray – PF-1500	1	PF5027-2
11	Air Inlet Plenum Assembly - PF-850/1000	1	PF5044
	Air Inlet Plenum Base - PF-1500	1	PF5051
11A	Air Inlet Plenum Cover - PF-1500	1	PF5052
12	Blower Cabinet Top Panel - PF-850/1000	1	PF6069
	Blower Cabinet Top Panel - PF-1500	1	PF6069-1
13	Side Heat Exchanger Access Panel - PF-850	4	PF6064
	Side Heat Exchanger Access Panel - PF-1000	4	PF6064-1
	Side Heat Exchanger Access Panel - PF-1500	4	PF6064-2
14	Top Heat Exchanger Access Panel - PF-850	1	PF6066
	Top Heat Exchanger Access Panel - PF-1000	1	PF6066-1
	Top Heat Exchanger Access Panel - PF-1500	1	PF6066-2
15	Blower Cabinet Right Side Panel - PF-850/1000	1	PF6067
	Blower Cabinet Right Side Panel - PF-1500	1	PF6067-2
16	Blower Cabinet Left Side Panel - PF-850/1000	1	PF6067-1
	Blower Cabinet Left Side Panel - PF-1500	1	PF6067-3
17	Air Inlet Screen - PF-850/1000	1	54447
18	Ball Studs	38	5433
19	Front Cover Panel	2	54292
20	Control Lens	1	54127
21	Leveling Legs	1	5659
22	1/4" Rubber Grommet	1	6158



PeerlessBoilers.com

Peerless® PUREFIRE® PFC

PFC-850, PFC-1000 & PFC-1500

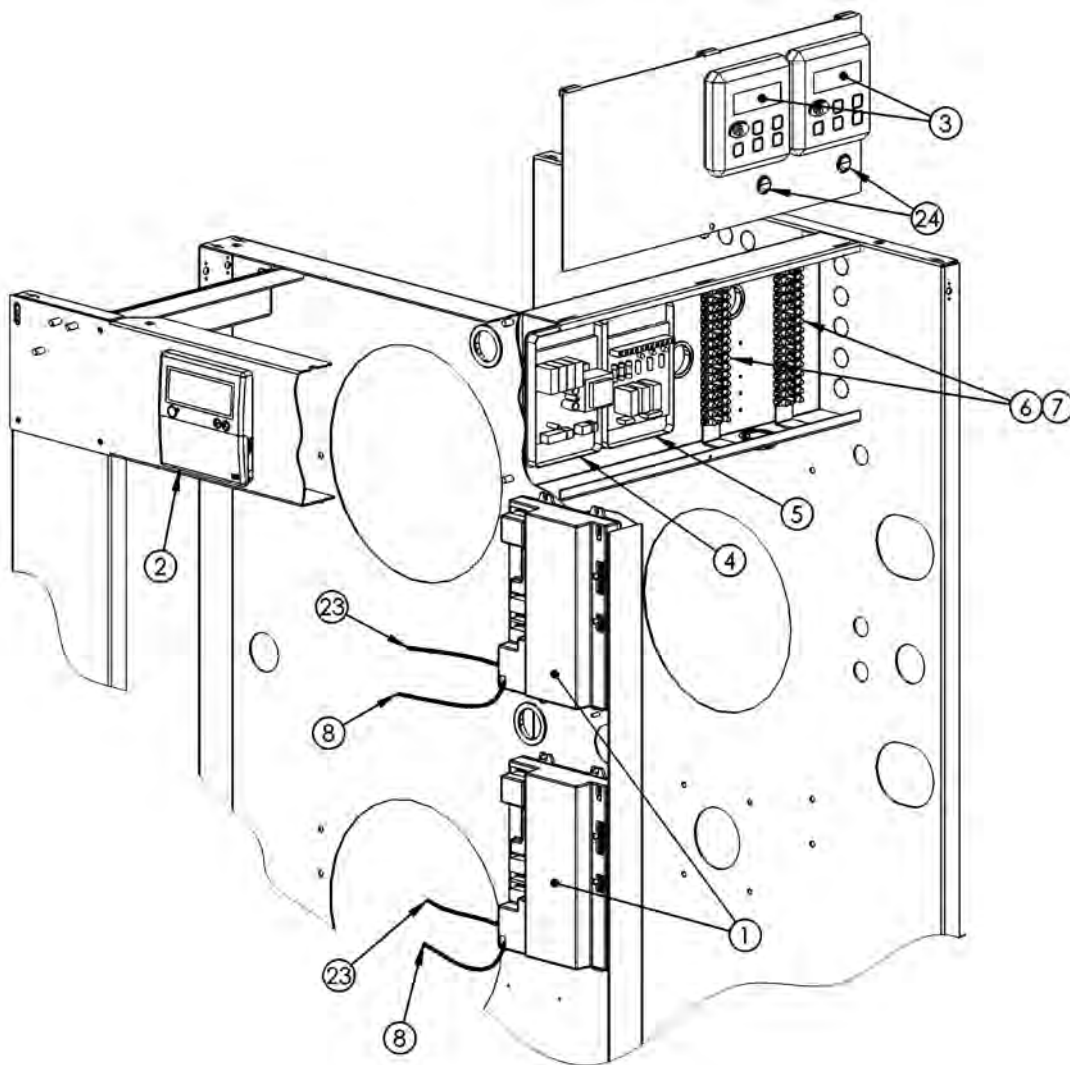
All repair parts orders - no minimum charges.

Please order with code number.

All prices quoted are in U.S. dollars.

All prices subject to change without notice.

All prices F.O.B. Bally, PA





Peerless® PUREFIRE® PFC

PFC-850, PFC-1000 & PFC-1500

All repair parts orders - no minimum charges.

Please order with code number.

All prices quoted are in U.S. dollars.

All prices subject to change without notice.

All prices F.O.B. Bally, PA

	Description	Quantity Required	Stock Code
1	Primary Burner Safety Control - PFC-850	2	54731
	Primary Burner Safety Control - PFC-1000	2	54732
	Primary Burner Safety Control - PFC-1500	2	54733
2	User Interface Pixel Display	1	54738
3	Installer Interface LED Display	2	54734
4	Adapter Interface Module 852IF	1	54737
5	Pump Relay Module 10 Amp 4 module Relay w/ 2 Fuses,	1	54609
N/S	10-Amp 125V 5x20mm Slow Blow Fuse, Radio Shack-270-152	—	—
6	Terminal Block - 10 Pole	2	5450
7	Terminal Block - 6 Pole	2	5547
8	Ignition Cable with 1KΩ Resistor	2	54298
9	Harness J5M Managing Control Sensors PFC-850/1000*	1	54740
	Harness J5M Managing Control Sensors PFC-1500*	1	54746
10	Harness J5D Dependent Control Sensors PFC-850/1000*	1	54449
	Harness J5D Dependent Control Sensors PFC-1500*	1	54615
11	Harness J16M Managing Flapper/Limits PFC-850/1000*	1	54750
	Harness J16M Managing Flapper/Limits PFC-1500*	1	54745
12	Harness J16D Dependent Flapper/Limits*	1	54451
13	Harness J2M Managing Control/Blower Power PFC-850/1000*	1	54742
	Harness J2M Managing Control/Blower Power PFC-1500*	1	54744
14	Harness J2D Dependent Control/Blower Power PFC-850/1000*	1	54453
	Harness J2D Dependent Control/Blower Power PFC-1500*	1	54618
15	Harness J13M Managing Gas Valve/Flame Sensor/Limit PFC-850/1000*	1	54454
	Harness J13M Managing Gas Valve/Flame Sensor/Limit PFC-1500*	1	54619
16	Harness J13D Dependent Gas Valve/Flame Sensor/Limit PFC-850/1000*	1	54455
	Harness J13D Dependent Gas Valve/Flame Sensor/Limit PFC-1500*	1	54620
17	Harness J7 General Circulator PFC-850/1000*	1	54456
	Harness J7 General Circulator PFC-1500*	1	54621
18	Harness J6M Managing CH/DHW Circulator*	2	54457
19	Harness Line Voltage Terminal Strip/Power Switch PFC-850/1000*	1	54587
	Harness Line Voltage Terminal Strip/Power Switch PFC-1500*	1	54622
20	Harness J9 Blower Control PFC-850/1000*	2	54459
	Harness J9 Blower Control PFC-1500*	2	54623
21	Harness Managing Thermal Fuse w/Conduit*	1	54460
22	Harness Dependent Thermal Fuse w/Conduit*	1	54461
23	Harness Ground	2	54465
24	Rocker Switch, (Local Hdwr Supply)	2	6050
25	Harness J2RM Terminal Strip/Relay Module PFC-850/100	1	54741
	Harness J2RM Terminal Strip/Relay Module PFC-1500	1	54743



Peerless® PUREFIRE® PFC

PFC-850, PFC-1000 & PFC-1500

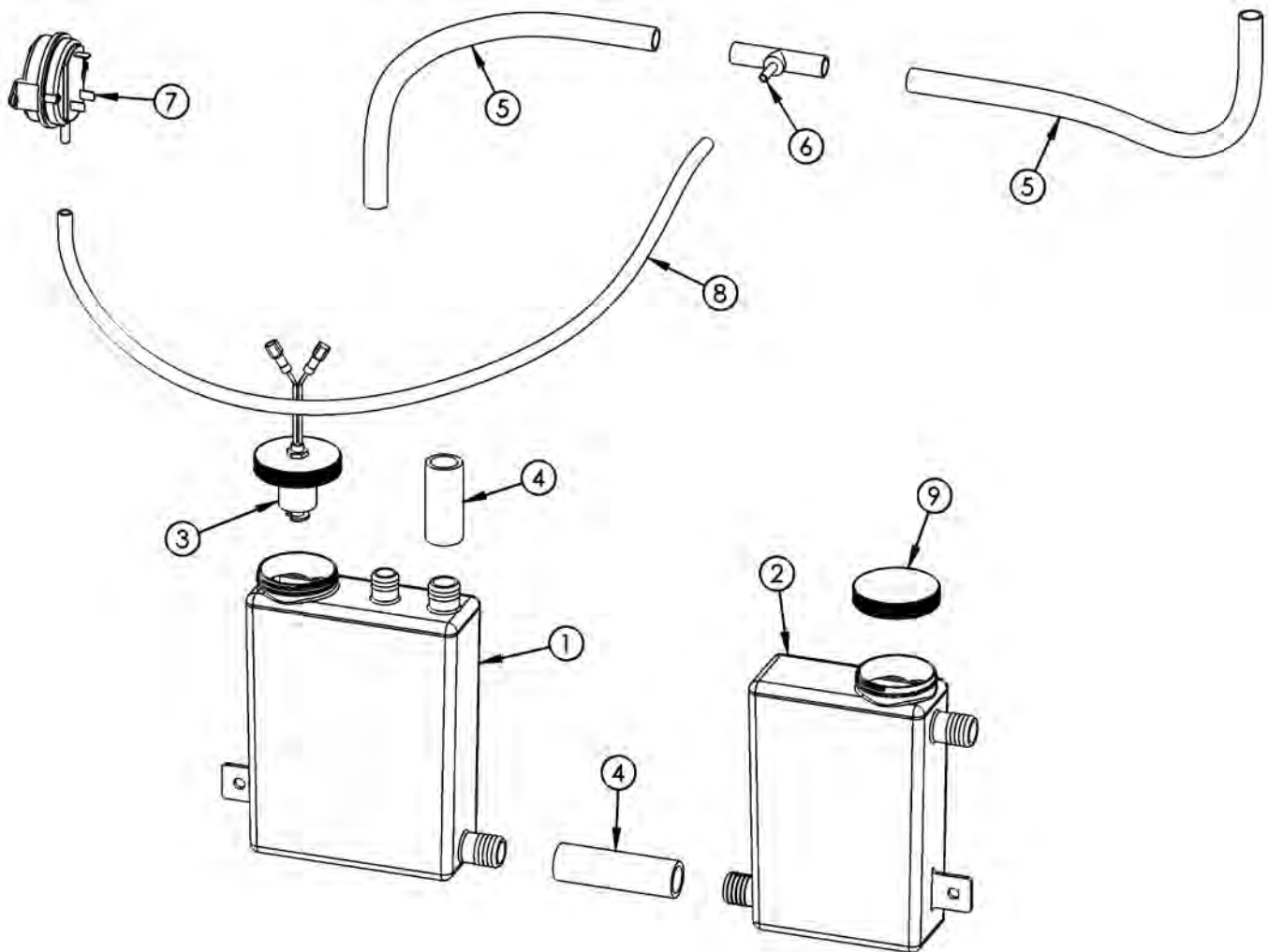
All repair parts orders - no minimum charges.

Please order with code number.

All prices quoted are in U.S. dollars.

All prices subject to change without notice.

All prices F.O.B. Bally, PA





Peerless® PUREFIRE® PFC

PFC-850, PFC-1000 & PFC-1500

All repair parts orders - no minimum charges.
Please order with code number.
All prices quoted are in U.S. dollars.
All prices subject to change without notice.
All prices F.O.B. Bally, PA

Condensate System

	Description	Quantity Required	Stock Code
1	Condensate Receiver Container	1	54120
2	Condensate Neutralizer Container	1	54121
3	Condensate Blocked Drain Switch	1	54137
4	1" OD x 3/4" ID PVC Condensate Hose	3 in	5417
5	5/8" OD x 1/2" ID PVC Condensate Hose	4 ft	5416
6	5/8" x 5/8" x 1/4" Hose Barb Tee	1	5665
7	Blocked Vent Pressure Switch	1	54208
8	1/4" ID PVC Tubing	2 ft	5563

Miscellaneous Part - Loose

	Description	Quantity Required	Stock Code
1	Relief Valve - PFC-850	1	51300
	Relief Valve - PFC-1000/1500	1	51301
2	Temperature/Pressure Gauge	1	51324
3	6" Stainless Steel Boot Tee with Test Port	1	5680
	7" Stainless Steel Boot Tee with Test Port	1	5747
4	6" Stainless Steel Drain Fitting	1	5681
	7" Stainless Steel Drain Fitting	1	5748
5	6" Stainless Steel x 6" PVC Adapter	1	5682
	7" Stainless Steel x 8" PVC Adapter	1	5749
6	6" Diameter Exhaust/Air Intake Screen	1	54446
7	Stacking Spacer	6	1457
8	Outdoor Sensor	1	54112
9	DHW Sensor, Optional 12kOhm Tasseron TSK1 0BH	1	54157
10	Condensate Neutralizing Media (1 lb bag)	2	54159



PeerlessBoilers.com

Peerless® PUREFIRE®

PFC-2000, PFC-2500, PFC-3000, PFC-3500 & PFC-4000

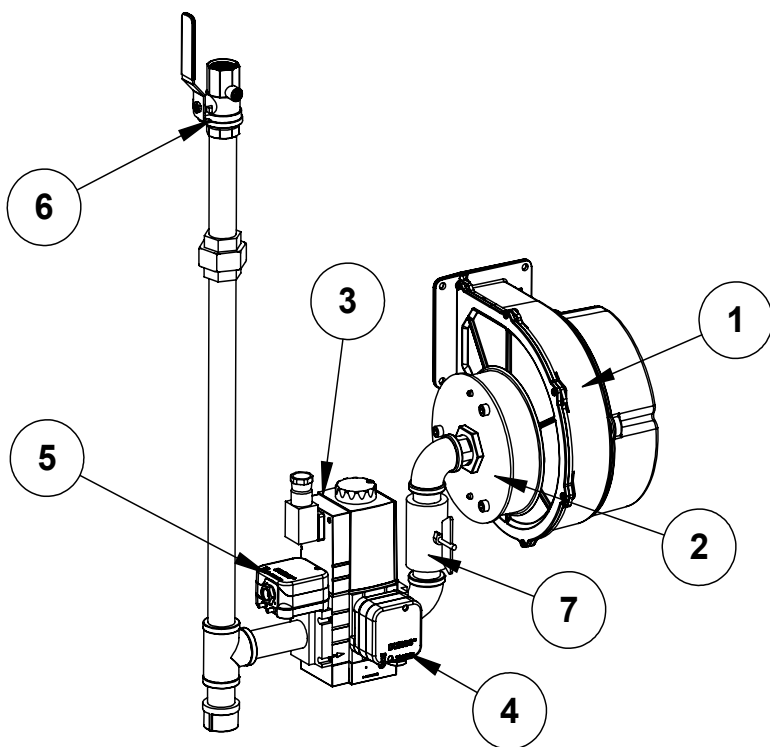
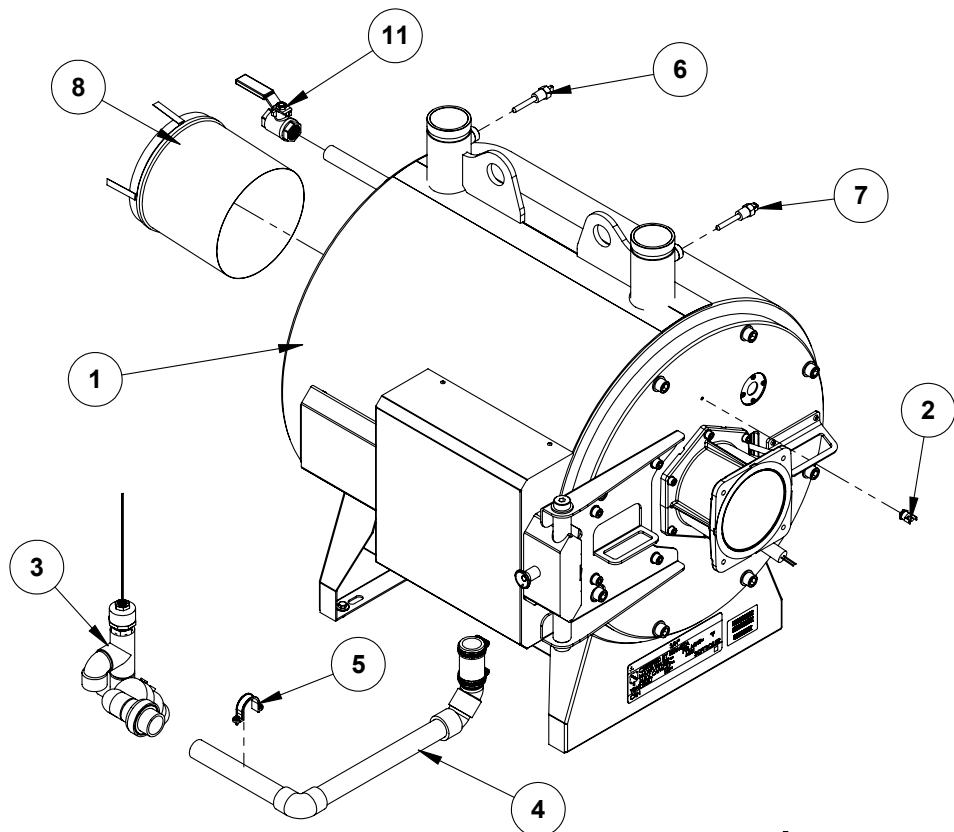
All repair parts orders - no minimum charges.

Please order with code number.

All prices quoted are in U.S. dollars.

All prices subject to change without notice.

All prices F.O.B. Bally, PA





Peerless® PUREFIRE®

PFC-2000, PFC-2500, PFC-3000, PFC-3500 & PFC-4000

All repair parts orders - no minimum charges.
 Please order with code number.
 All prices quoted are in U.S. dollars.
 All prices subject to change without notice.
 All prices F.O.B. Bally, PA

Heat Exchanger Assembly Parts

	Description	Quantity Required	Stock Code
1	Heat Exchanger - PFC-2000, for Price Reference Only	1	92102
	Heat Exchanger - PFC-2500/3000, for Price Reference Only	1	92103
	Heat Exchanger - PFC-3500/4000, for Price Reference Only	1	92104
2	Thermal Fuse	1	92106
3	Condensate Trap	1	92107
4	Condensate Drain line - PFC-2000	1	92109
	Condensate Drain line - PFC-2500/3000/3500/4000	1	92110
5	Condensate Clamp	1	92111
6	Inlet Temp. Sensor	1	92112
7	Outlet Temp. Sensor	1	92113
8	Vent Adapter - PFC-2000	1	92114
	Vent Adapter - PFC-2500/3000	1	92115
	Vent Adapter - PFC-3500/4000	1	92116
9	Stack Temp Sensor	1	92117
10	Air Pressure Line Connector - Lock Nut/Brass	1	92118
10	Air Pressure Line Connector - Male Companion	1	92119
11	Drain Valve	1	92120

Gas Train Parts

	Description	Quantity Required	Stock Code
1	Combustion Blower (Standard) 120-240V 1ph, PFC-2000/2500	1	92122
	Combustion Blower (Standard) 208-240V 1/3ph (as 3ph), PFC-3000	1	92123
	Combustion Blower (Standard) 380-480V 3ph, PFC-3500/4000	1	92124
2	Swirl Plate Kit, PFC-2000/2500/3000	1	92125
	Swirl Plate Kit, PFC-3500/4000	1	92126
3	Gas Valve (Natural or LP)	1	92127
4	High Gas Pressure Switch	1	92130
5	Low Gas Pressure Switch	1	92131
6	Main Shutoff Valve, PFC-2000	1	92132
	Main Shutoff Valve, PFC-2500/3000	1	92133
	Main Shutoff Valve, PFC-3500/4000	1	92134
7	Secondary Shutoff, PFC-2000/2500/3000	1	92135
	Secondary Shutoff, PFC-3500/4000	1	92136
N/S	Air Proving Switch Tubing Line	1	92139



PeerlessBoilers.com

Peerless® PUREFIRE®

PFC-2000, PFC-2500, PFC-3000, PFC-3500 & PFC-4000

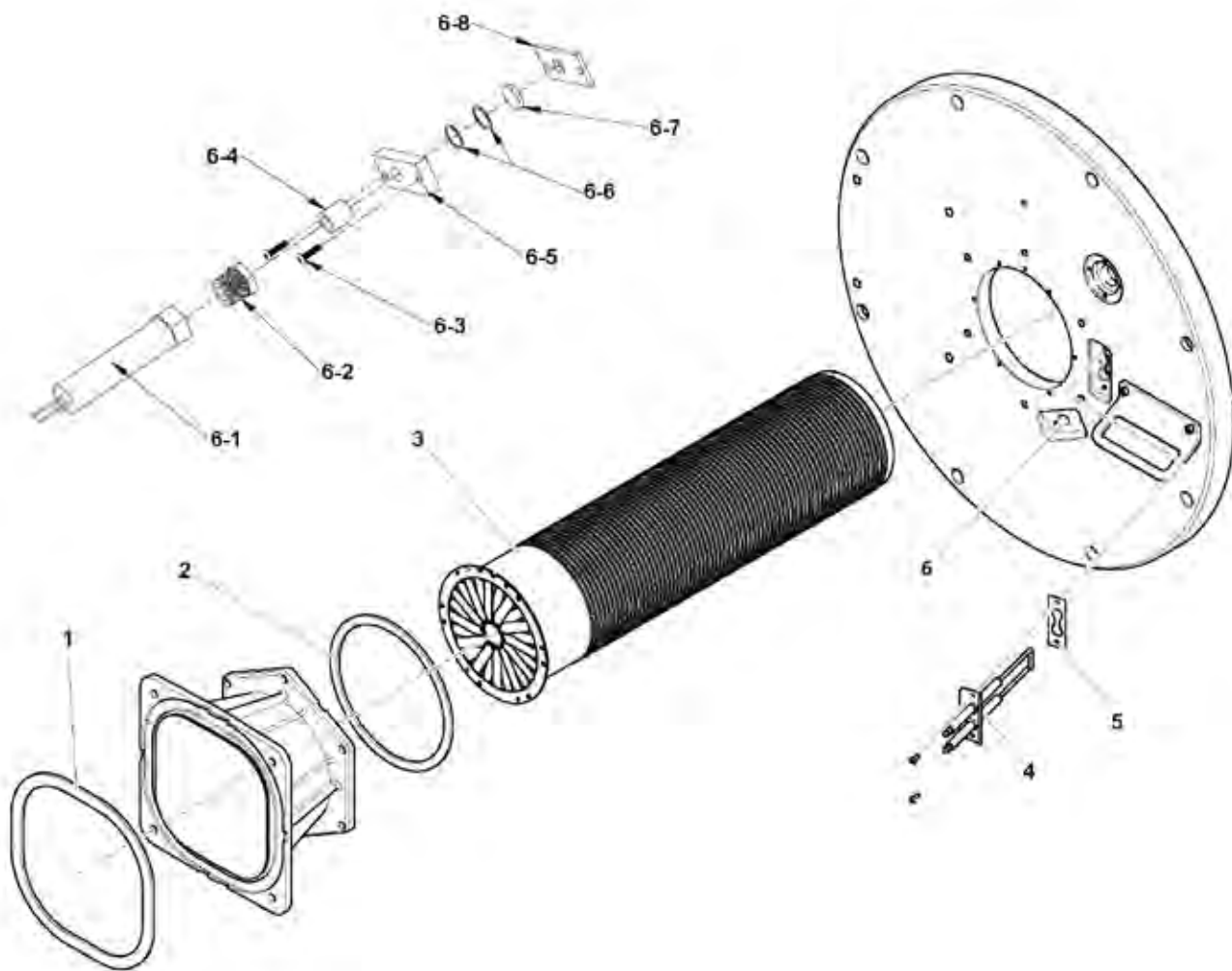
All repair parts orders - no minimum charges.

Please order with code number.

All prices quoted are in U.S. dollars.

All prices subject to change without notice.

All prices F.O.B. Bally, PA





Peerless® PUREFIRE®

PFC-2000, PFC-2500, PFC-3000, PFC-3500 & PFC-4000

All repair parts orders - no minimum charges.
 Please order with code number.
 All prices quoted are in U.S. dollars.
 All prices subject to change without notice.
 All prices F.O.B. Bally, PA

Burner Door Assembly Parts

	Description	Quantity Required	Stock Code
1	Fan Gasket	1	92143
2	Burner Gasket	1	92144
3	Burner, PFC-2000	1	92146
	Burner, PFC-2500/3000/3500/4000	1	92147
4	Ignition Electrode	1	92148
5	Ignition Gasket	1	92149
6	UV Scanner Assembly	1	92150
N/S	Observation Port Glass	1	92151
N/S	Observation Port Gasket	1	92152

Electronic and Controls Parts

	Description	Quantity Required	Stock Code
N/S	Main Boiler Control	1	92168
N/S	On/Off switch	1	92169
N/S	Power Supply, 24VDC	1	92170
N/S	24 VAC Transformer	1	92171
N/S	Line Voltage PCB-01	1	92172
N/S	Field Device PCB-02	1	92175
N/S	Limits PCB-03	1	92176
N/S	Sensors PCB-04	1	92178
N/S	EMS PCB-05	1	92179
N/S	Comm. PCB-06	1	92180
N/S	Ignition Transformer	1	92142
N/S	Ignition Cable Assy.	1	92153
N/S	Air Proving SW	1	92138
N/S	Blocked Vent SW	1	92140
N/S	Blocked Vent SW Line	1	92141
N/S	Header Sensor with Well Kit, Well-Immersion	1	92305
N/S	Outdoor Air Sensor	1	92303
N/S	DHW tank sensor kit, w/ well	1	92306
N/S	High Limit Manual Reset w/ Well	1	50536

Wire Harness

	Description	Quantity Required	Stock Code
N/S	Display, Low Voltage	1	92128
N/S	Wire Harness Set	1	92129



PeerlessBoilers.com

Peerless® PUREFIRE®

PFC-2000, PFC-2500, PFC-3000, PFC-3500 & PFC-4000

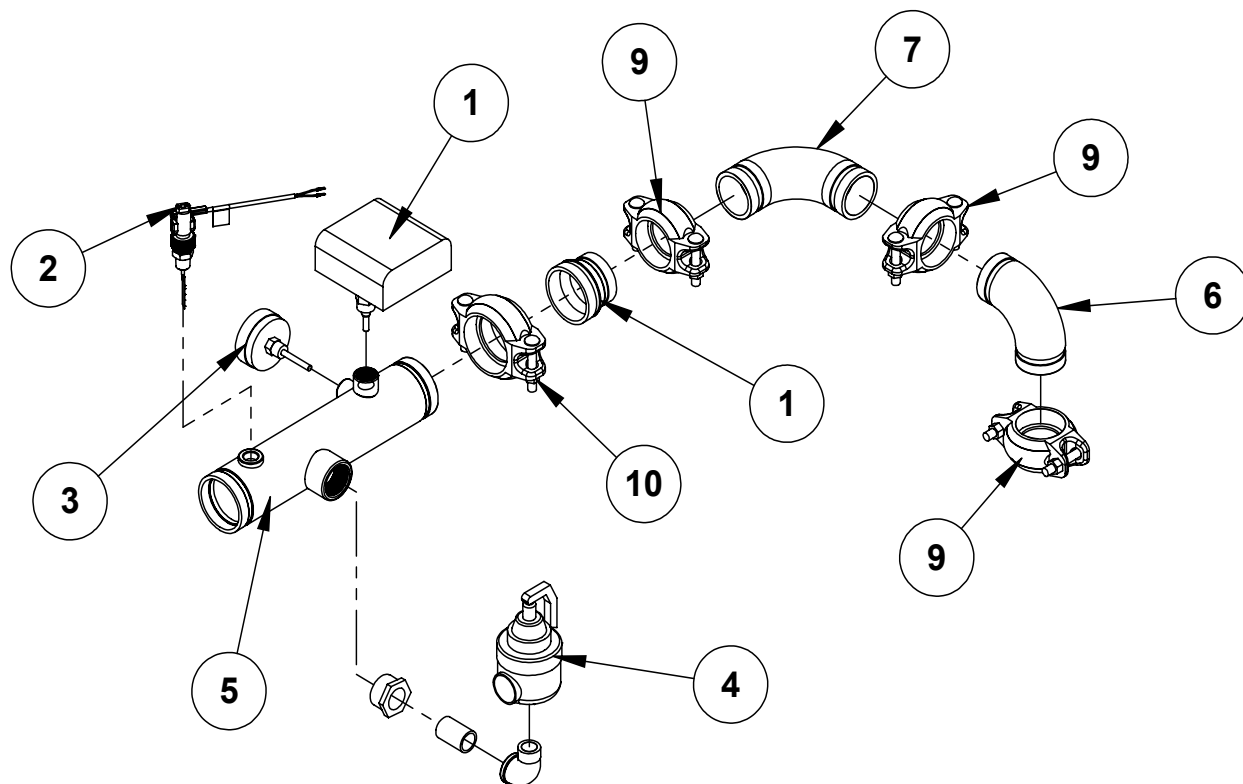
All repair parts orders - no minimum charges.

Please order with code number.

All prices quoted are in U.S. dollars.

All prices subject to change without notice.

All prices F.O.B. Bally, PA





Peerless® PUREFIRE®

PFC-2000, PFC-2500, PFC-3000, PFC-3500 & PFC-4000

All repair parts orders - no minimum charges.
 Please order with code number.
 All prices quoted are in U.S. dollars.
 All prices subject to change without notice.
 All prices F.O.B. Bally, PA

Heating Boiler Outlet Manifold Parts

	Description	Quantity Required	Stock Code
1	Low Water Cut-Off (LWCO) -- Local Supplier	1	-
2	Water Flow Switch, Includes 1" and 1/2" Adapters	1	92121
3	Temperature Pressure Gauge:		-
	For Relief Valves of 30, 50, or 60 psi	1	1774
	For Relief Valves of 75, 100, or 125 psi (Standard)	1	92191
	For 150 psi Relief Valve	1	55846
4	Relief Valve - 30 psi, PFC-2000/2500	1	51302
	Relief Valve - 30 psi, PFC-3000/3500	1	51303
	Relief Valve - 30 psi, PFC-4000	1	51304
	Relief Valve - 50 psi, PFC-2000	1	51306
	Relief Valve - 50 psi, PFC-2500/3000/3500/4000	1	51307
	Relief Valve - 60 psi, PFC-2000/2500	1	92286
	Relief Valve - 60 psi, PFC-3000/3500/4000	1	50190
	Relief Valve - 75 psi, PFC-2000/2500	1	92287
	Relief Valve - 100 psi, PFC-2000/2500 (Standard)	1	92288
	Relief Valve - 100 psi, PFC-3000/3500/4000 (Standard)	1	92289
	Relief Valve - 125 psi, PFC-2000/2500/3000	1	92290
	Relief Valve - 125 psi, PFC-3500/4000	1	92291
	Relief Valve - 150 psi, PFC-2000/2500/3000/3500	1	92292
	Relief Valve - 150 psi, PFC-4000	1	92293
5	Water Manifold, PFC-2000	1	92192
	Water Manifold, PFC-2500/3000/3500/4000	1	92193
6	Short Radius Elbow - PFC-2000	1	92194
	Short Radius Elbow - PFC-2500/3000/3500/4000	1	92195
7	Long Radius Elbow - PFC-2500	1	92196
8	Support Bracket - PFC-2000	1	92197
	Support Bracket - PFC-2500/3000/3500/4000	1	92198
9	Coupling 2-1/2", PFC-2000	1	92199
10	Coupling 4", PFC-2500/3000/3500/4000	1	92200
11	Concetric Reducer - PFC-2000	1	92204



PeerlessBoilers.com

Peerless® PUREFIRE®

PFC-2000, PFC-2500, PFC-3000, PFC-3500 & PFC-4000

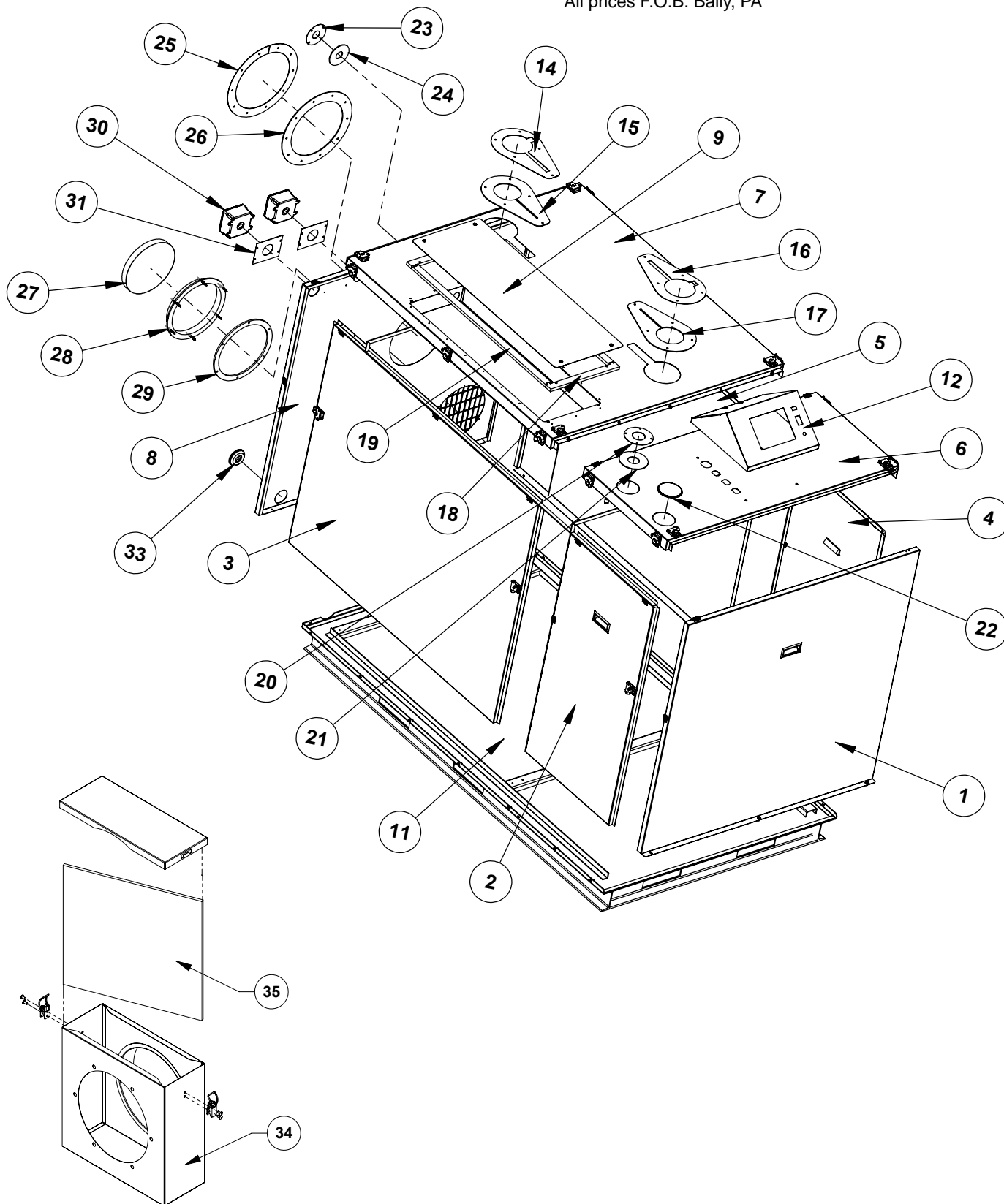
All repair parts orders - no minimum charges.

Please order with code number.

All prices quoted are in U.S. dollars.

All prices subject to change without notice.

All prices F.O.B. Bally, PA





Peerless® PUREFIRE®

PFC-2000, PFC-2500, PFC-3000, PFC-3500 & PFC-4000

All repair parts orders - no minimum charges.
 Please order with code number.
 All prices quoted are in U.S. dollars.
 All prices subject to change without notice.
 All prices F.O.B. Bally, PA

Jacket and Gasket Parts

	Description	Quantity Required	Stock Code
1	Front Jacket Panel, PFC-2000	1	92207
	Front Jacket Panel, PFC-2500 thru 4000	1	92208
2	Front Left Jacket Panel, PFC-2000	1	92209
	Front Left Jacket Panel, PFC-2500/3000	1	92210
	Front Left Jacket Panel, PFC-3500/4000	1	92211
3	Back Left Jacket Panel, PFC-2000	1	92212
	Back Left Jacket Panel, PFC-2500/3000	1	92216
	Back Left Jacket Panel, PFC-3500/4000	1	92217
4	Front Right Jacket Panel, PFC-2000	1	92218
	Front Right Jacket Panel, PFC-2500/3000	1	92219
	Front Right Jacket Panel, PFC-3500/4000	1	92220
5	Back Right Jacket Panel, PFC-2000	1	92221
	Back Right Jacket Panel, PFC-2500/3000	1	92222
	Back Right Jacket Panel, PFC-3500/4000	1	92223
6	Front Top Panel, PFC-2000	1	92224
	Front Top Panel, PFC-2500/3000	1	92225
	Front Top Panel, PFC-3500/4000	1	92226
7	Back Top Panel, PFC-2000	1	92227
	Back Top Panel, PFC-2500/3000	1	92228
	Back Top Panel, PFC-3500/4000	1	92229
8	Rear Panel, PFC-2000	1	92230
	Rear Panel, PFC-2500/3000	1	92231
	Rear Panel, PFC-3500/4000	1	92232
9	Control Box Cover	1	92233
11	Base Assembly, PFC-2000	1	92234
	Base Assembly, PFC-2500/3000	1	92235
	Base Assembly, PFC-3500/4000	1	92236
12	Display Box	1	92237
14	Inlet Trim Plate, PFC-2000	1	92240
	Inlet Trim Plate, PFC-2500 thru 4000	1	92241
15	Inlet Gasket, PFC-2000	1	92242
	Inlet Gasket, PFC-2500 thru 4000	1	92243
16	Outlet Trim Plate, PFC-2000	1	92244
	Outlet Trim Plate, PFC-2500 thru 4000	1	92245
17	Outlet Gasket, PFC-2000	1	92105
	Outlet Gasket, PFC-2500 thru 4000	1	92246

	Description	Quantity Required	Stock Code
18	Short Control Box Gasket	1	92247
19	Long Control Box Gasket	1	92248
20	Gas Inlet Gasket, PFC-2000	1	92252
	Gas Inlet Gasket, PFC-2500/3000	1	92253
	Gas Inlet Gasket, PFC-3500/4000	1	92254
22	Gasket Inlet Plug, PFC-2000	1	92255
	Gasket Inlet Plug, PFC-2500 thru 4000	1	92256
24	Drain Trim Gasket	1	92258
26	Stack Trim Gasket, PFC-2000	1	92263
	Stack Trim Gasket, PFC-2500/3000	1	92264
	Stack Trim Gasket, PFC-3500/4000	1	92265
29	Air Inlet Ring Gasket, PFC-2000	1	92275
	Air Inlet Ring Gasket, PFC-2500/3000	1	92276
	Air Inlet Ring Gasket, PFC-3500/4000	1	92277
30	Junction Box	1	92281
31	Junction Box Gasket	1	92282
33	Condensate Grommet	1	92285
34†	Air Box and Lid Assembly, PFC-2000	1	92278
	Air Box and Lid Assembly, PFC-2500/3000	1	92279
	Air Box and Lid Assembly, PFC-3500/4000	1	92280
35†	Washable Air Filter, PFC-2000/2500/3000	1	92269
	Washable Air Filter, PFC-3500/4000	1	92270
Items 34 and 35 replaced items 27 and 28 in drawing			
N/S	Latch Assembly - Butterfly Clip/Latch	1	92238
N/S	Latch Assembly - Keeper	1	92239
N/S	208V + Junction Box (1 ph)	1	92269
N/S	208V + Junction Box (3 ph)	1	92270



Peerless® Series MI-e®

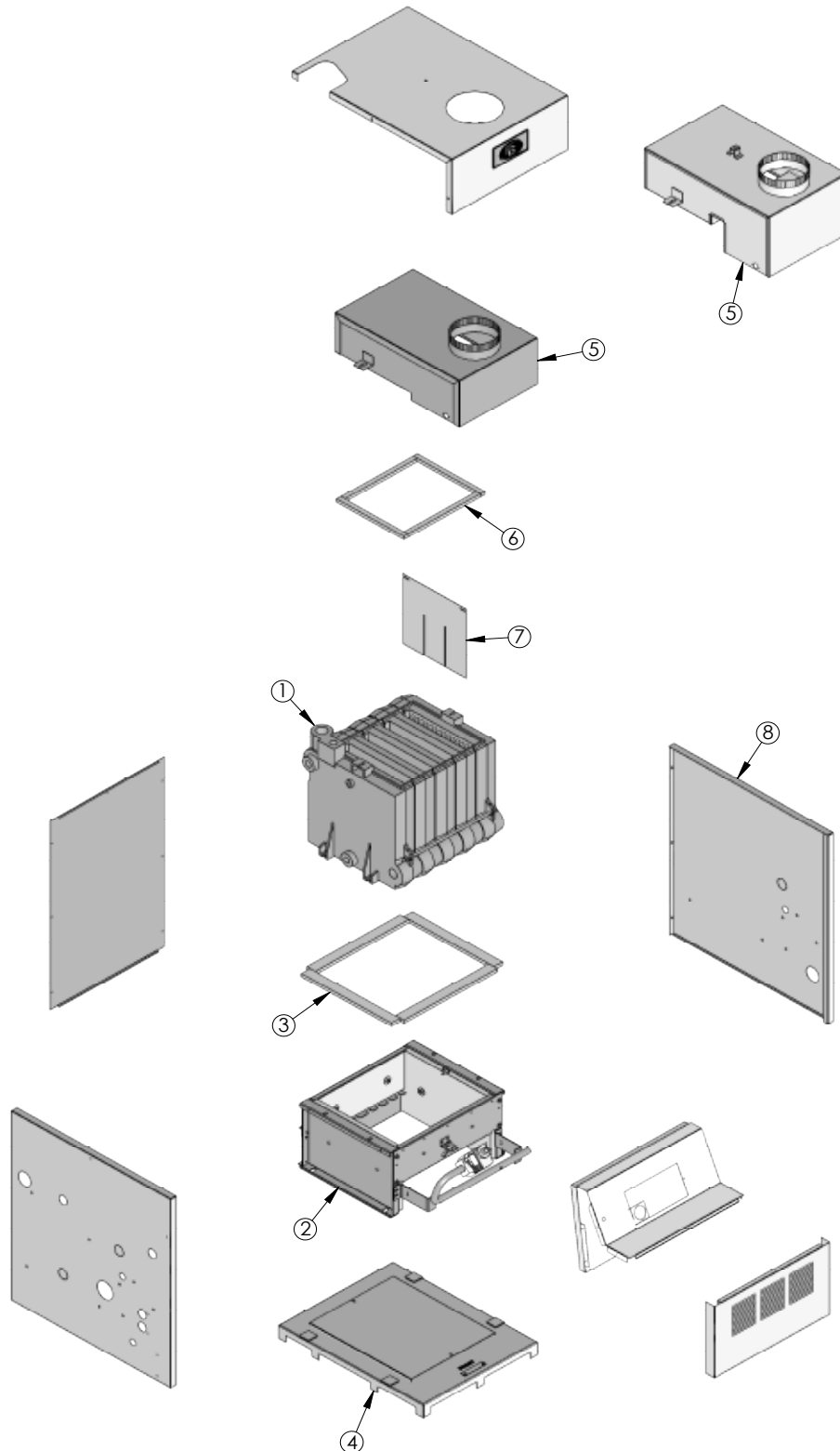
All repair parts orders - no minimum charges.

Please order with code number.

All prices quoted are in U.S. dollars.

All prices subject to change without notice.

All prices F.O.B. Bally, PA





Peerless® Series MI-e®

All repair parts orders - no minimum charges.
Please order with code number.
All prices quoted are in U.S. dollars.
All prices subject to change without notice.
All prices F.O.B. Bally, PA

	Description	Quantity Required	Stock Code
1	Block Assembly – MI-e-03	1	90419
	Block Assembly – MI-e-04	1	90420
	Block Assembly – MI-e-05	1	90421
	Block Assembly – MI-e-06	1	90422
	Block Assembly – MI-e-07	1	90423
	Block Assembly – MI-e-08	1	90424
	Block Assembly – MI-e-09	1	90425
2	Base Assembly – MI-e-03	1	7800
	Base Assembly – MI-e-04	1	7801
	Base Assembly – MI-e-05	1	7802
	Base Assembly – MI-e-06	1	6600
	Base Assembly – MI-e-07	1	6601
	Base Assembly – MI-e-08	1	6602
	Base Assembly – MI-e-09	1	6603
3	Base Blanket Seal, (4' to 7')	7ft.	50867
4	Combustible Floor Pan Assembly – MI-e-03	☼	90700
	Combustible Floor Pan Assembly – MI-e-04	☼	90701
	Combustible Floor Pan Assembly – MI-e-05	☼	90702
	Combustible Floor Pan Assembly – MI-e-06	☼	90703
	Combustible Floor Pan Assembly – MI-e-07	☼	90704
	Combustible Floor Pan Assembly – MI-e-08	☼	90705
	Combustible Floor Pan Assembly – MI-e-09	☼	90706
5	Flue Collector/Draft Hood – MI-e-03	1	90510
	Flue Collector/Draft Hood – MI-e-04	1	90511
	Flue Collector/Draft Hood – MI-e-05	1	90512
	Flue Collector/Draft Hood – MI-e-06	1	90513
	Flue Collector/Draft Hood – MI-e-07	1	90514
	Flue Collector/Draft Hood – MI-e-08	1	90515
	Flue Collector/Draft Hood – MI-e-09	1	90516
6	Flue Collector Blanket Seal (Flue Collector Blanket Seal 1/2 X 3/4) 4' to 7'	7.ft	50866
7	Flue Baffle - 8" – MI-e-03	2	51608
	Flue Baffle - 8" – MI-e-04	3	51608
	Flue Baffle - 8" – MI-e-05	4	51608
	Flue Baffle - 8" – MI-e-06	5	51608
	Flue Baffle - 8" – MI-e-07	6	51608
	Flue Baffle - 8" – MI-e-08	7	51608
	Flue Baffle - 8" – MI-e-09	8	51608
8	Jacket Assembly (Complete Jacket*) –MI-e-03	1	90630
	Jacket Assembly (Complete Jacket*) –MI-e-04	1	90631
	Jacket Assembly (Complete Jacket*) –MI-e-05	1	90632
	Jacket Assembly (Complete Jacket*) –MI-e-06	1	90633
	Jacket Assembly (Complete Jacket*) –MI-e-07	1	90634
	Jacket Assembly (Complete Jacket*) –MI-e-08	1	90635
	Jacket Assembly (Complete Jacket*) –MI-e-09	1	90636
16A	*Complete Jacket Consists of:		
16B	Left Side Panel		
16C	Right Side Panel		
16D	Rear Panel		
16E-16G	Top Upper Front Panel, Inner Front Baffle Panel, Removable Front Panel		

Peerless® Series MI-e®

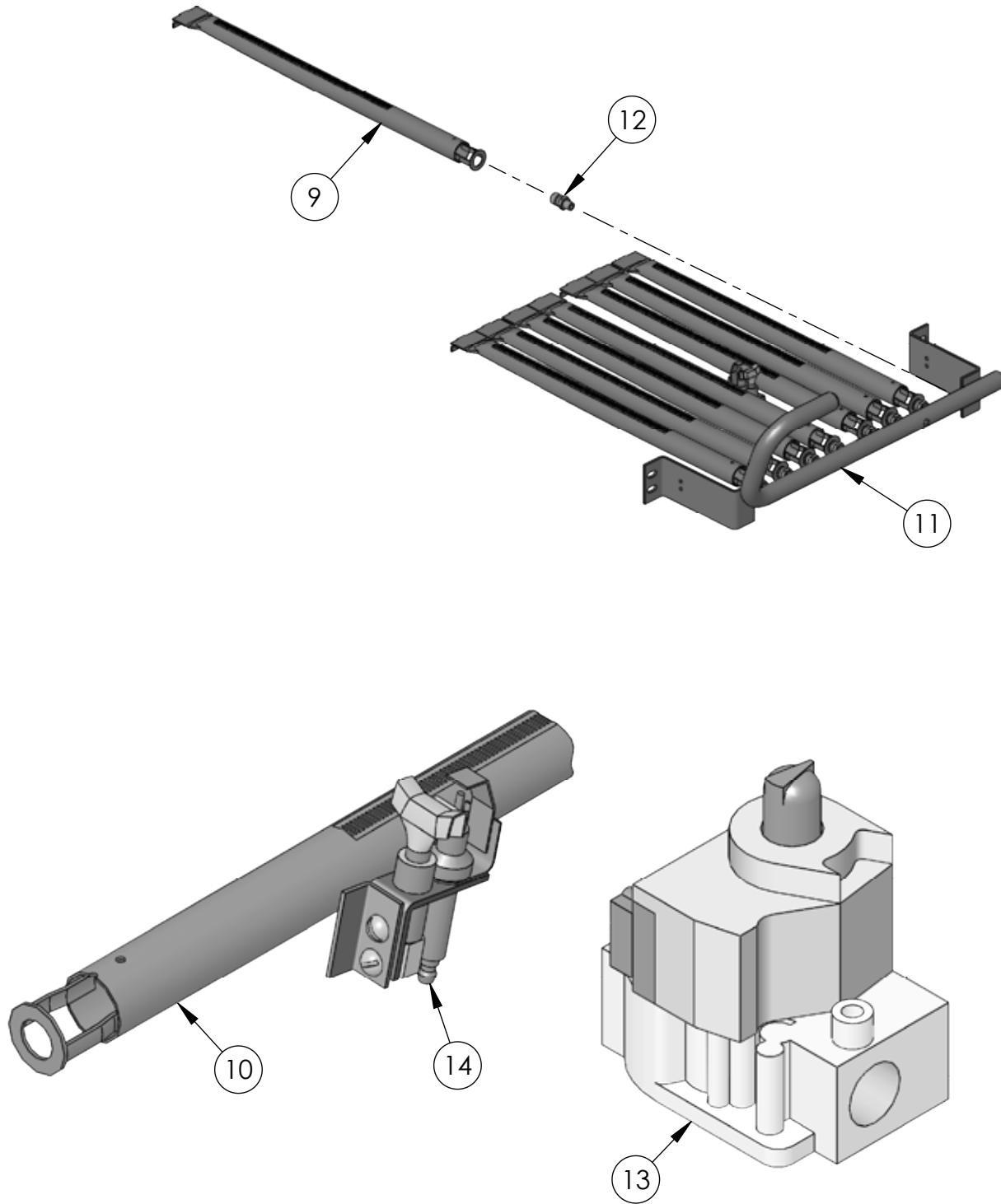
All repair parts orders - no minimum charges.

Please order with code number.

All prices quoted are in U.S. dollars.

All prices subject to change without notice.

All prices F.O.B. Bally, PA





Peerless® Series MI-e®

All repair parts orders - no minimum charges.

Please order with code number.

All prices quoted are in U.S. dollars.

All prices subject to change without notice.

All prices F.O.B. Bally, PA

	Description	Quantity Required	Stock Code
9	Steel Burners – MI-e-03	3	51537
	Steel Burners – MI-e-04	5	51537
	Steel Burners – MI-e-05	7	51537
	Steel Burners – MI-e-06	9	51537
	Steel Burners – MI-e-07	11	51537
	Steel Burners – MI-e-08	13	51537
	Steel Burners – MI-e-09	15	51537
10	Steel Burner w/ Spark Pilot Bracket	1	51539
N/S	KIT Air Shutters w/Screws (when used), qty. 16	1	90487
11	Gas Manifold – MI-e-03	1	50978
	Gas Manifold – MI-e-04	1	50979
	Gas Manifold – MI-e-05	1	50980
	Gas Manifold – MI-e-06	1	50981
	Gas Manifold – MI-e-07	1	50954
	Gas Manifold – MI-e-08	1	50955
	Gas Manifold – MI-e-09	1	50956
12	Orifice Spud, #48 Natural Gas – MI-e-03	4	50894
	Orifice Spud, #48 Natural Gas – MI-e-04	6	
	Orifice Spud, #48 Natural Gas – MI-e-05	8	
	Orifice Spud, #48 Natural Gas – MI-e-06	10	
	Orifice Spud, #48 Natural Gas – MI-e-07	12	
	Orifice Spud, #48 Natural Gas – MI-e-08	14	
	Orifice Spud, #48 Natural Gas – MI-e-09	16	
	Orifice Spud, #56 Lp Gas – MI-e-03	4	50899
	Orifice Spud, #56 Lp Gas – MI-e-04	6	
	Orifice Spud, #56 Lp Gas – MI-e-05	8	
	Orifice Spud, #56 Lp Gas – MI-e-06	10	
	Orifice Spud, #56 Lp Gas – MI-e-07	12	
	Orifice Spud, #56 Lp Gas – MI-e-08	14	
	Orifice Spud, #56 Lp Gas – MI-e-09	16	
13	Gas Valve Spark – Natural Gas MI-03 thru MI-05, Honeywell VR8204A-2001	1	50583
	Gas Valve Spark – Natural Gas MI-03 thru MI-05, White Rodgers 36g33-530 1/2"	1	50797
	Gas Valve Spark – Natural Gas MI-06 thru MI-09, Honeywell VR8304M-4002	1	50847
	Gas Valve Spark – LP Gas MI-03 thru MI-05, Honeywell VR8204A-2103	1	50584
	Gas Valve Spark - LP Gas MI-03 thru MI-05, White Rodgers 36G33-531 1/2"	1	50799
	Gas Valve Spark – LP Gas MI-06 thru MI-09, Honeywell VR8304P-4314	1	50724
14	Pilot Assembly for Natural Gas, Q3481B1644	1	50996
	Pilot Assembly for LP Gas, 3481B-1529	1	50997



Peerless® Series MI-e®

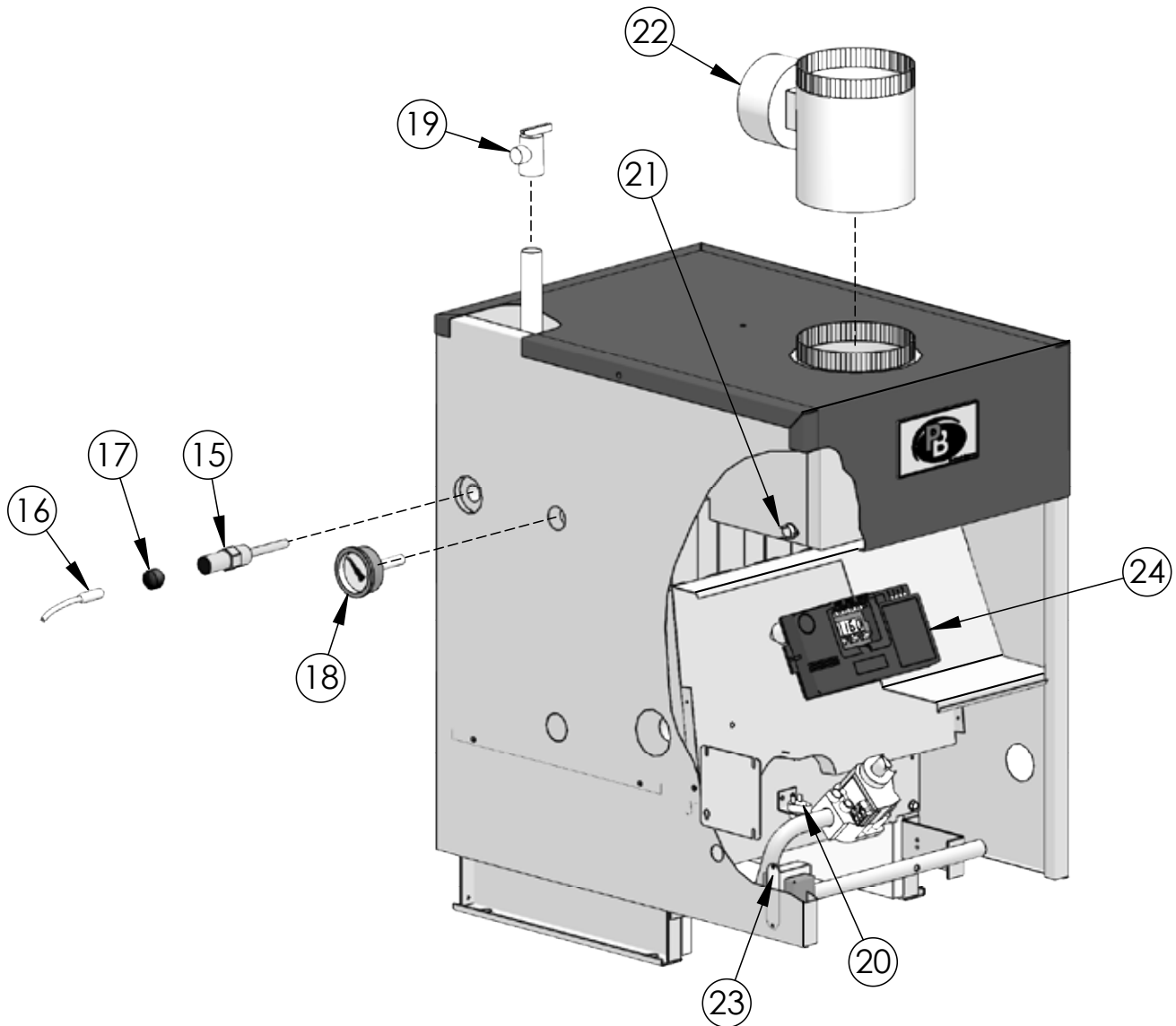
All repair parts orders - no minimum charges.

Please order with code number.

All prices quoted are in U.S. dollars.

All prices subject to change without notice.

All prices F.O.B. Bally, PA





Peerless® Series MI-e®

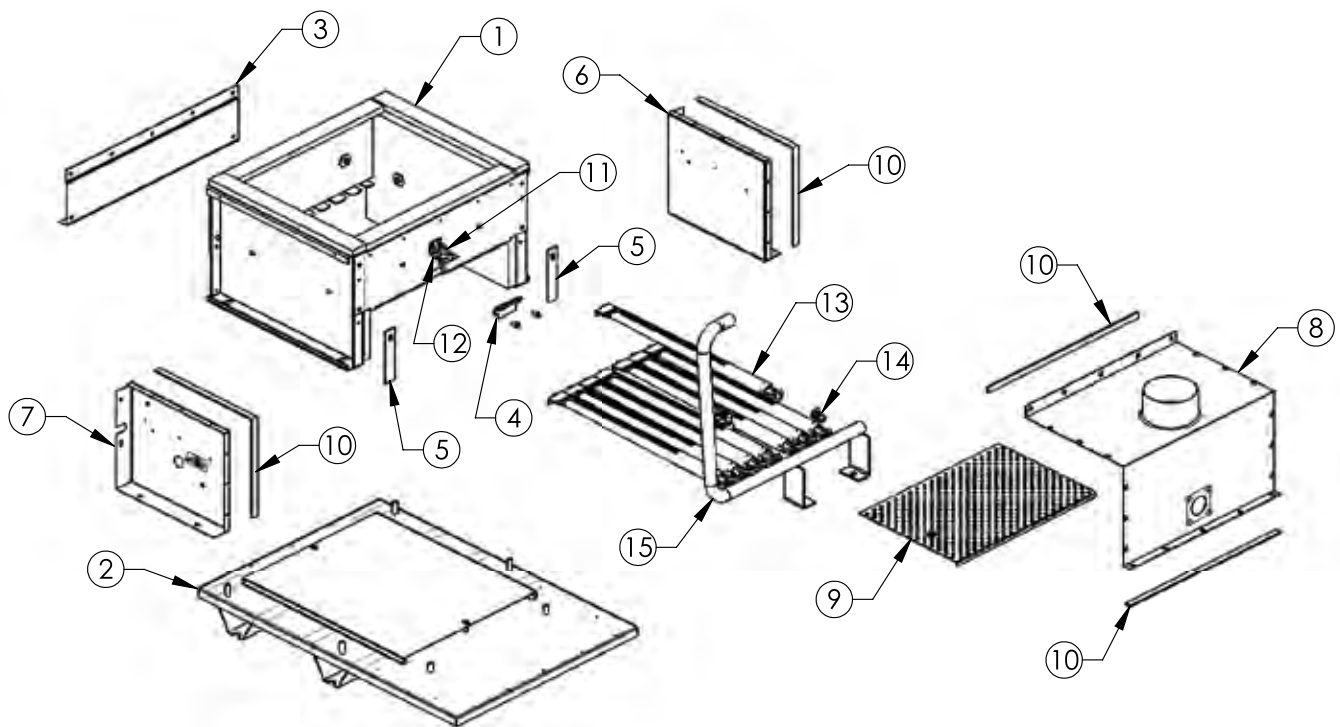
All repair parts orders - no minimum charges.
Please order with code number.
All prices quoted are in U.S. dollars.
All prices subject to change without notice.
All prices F.O.B. Bally, PA

	Description	Quantity Required	Stock Code
15	WELL 3/4" NPT Well Std Length All Sizes	1	50723
16	SENSOR HYDROLEVEL 48" All Sizes	1	50361
17	GROMMET HYDROSTAT 4200 All Sizes	1	50362
18	Temperature-Pressure Gauge All Sizes	1	51324
19	Safety Relief Valve, 30 PSI, Conbraco 10-408-05	1	50501
	Safety Relief Valve, 50 PSI, Watts #350	☼	51028
20	Flame Roll-Out Safety Shut-Off Switch MI-e All Sizes	1	51587
21	Blocked Vent Shut-Off (Spill) Switch – MI-e All Sizes	1	90593
22	5" Vent Damper – MI-e-03/04	1	90612
	6" Vent Damper – MI-e-05/06	1	90613
	7" Vent Damper – MI-e-07	1	90614
	8" Vent Damper – MI-e-08/09	1	90615
	Harness Vent Damper MI/MIHII/MI85	1	X7132
23	Transformer, 40VA	1	50359
24	LIMIT HYDROLEVEL 4200 LWCO	1	50360
MI-E Harness			
N/S	Wire Harness, Vent Damper, 4 pin to 6 pin	1	X7132
N/S	Wire Harness, Low Voltage, 9 pin	1	X7138
N/S	Wire Harness, Line Voltage, 5 pin	1	X7137
N/S	Conversion Kit, MI-e 06-09 SPRK, LP to Nat	1	X7141
MI-E Fuel Conversion Kits			
N/S	Conversion Kit, MI-e-03-05 Natural Gas to LP	–	50902
N/S	Conversion Kit, MI-e-03-05 LP to Natural Gas	–	50903
N/S	Conversion Kit, MI-e 06-09 SPRK, Natural Gas to LP	–	50904
N/S	Conversion Kit, MI-e 06-09 SPRK, LP to Natural Gas	–	50905



Peerless® Series PSCII™

All repair parts orders - no minimum charges.
 Please order with code number.
 All prices quoted are in U.S. dollars.
 All prices subject to change without notice.
 All prices F.O.B. Bally, PA





Peerless® Series PSCII™

All repair parts orders - no minimum charges.
Please order with code number.
All prices quoted are in U.S. dollars.
All prices subject to change without notice.
All prices F.O.B. Bally, PA

	Description	Quantity Required	Stock Code
1	Base Assembly – PSCII-03	1	7800
	Base Assembly – PSCII-04	1	7801
	Base Assembly – PSCII-05	1	7802
	Base Assembly – PSCII-06	1	7803
2	Floor Pan – PSCII-03	1	50100
	Floor Pan – PSCII-04	1	50101
	Floor Pan – PSCII-05	1	50102
	Floor Pan – PSCII-06	1	50103
3	Base Rear Panel Assembly – PSCII-03	1	PSC2000
	Base Rear Panel Assembly – PSCII-04	1	PSC2000-1
	Base Rear Panel Assembly – PSCII-05	1	PSC2000-2
	Base Rear Panel Assembly – PSCII-06	1	PSC2000-3
4	Base Observation Port Cover	1	51771
5	Base/Air Box Spacer – 92 ** Price Per 1 **	2	50152
6	Air Box Right Side	1	PSC2023
7	Air Box Left Side	1	PSC2024
8	Air Box Top/Front Cover – PSCII-03	1	50143
	Air Box Top/Front Cover – PSCII-04	1	50144
	Air Box Top/Front Cover – PSCII-05	1	50145
	Air Box Top/Front Cover – PSCII-06	1	50146
9	Air Box Diffuser Screen – PSCII-03	1	PSC2025
	Air Box Diffuser Screen – PSCII-04	1	PSC2025-1
	Air Box Diffuser Screen – PSCII-05	1	PSC2025-2
	Air Box Diffuser Screen – PSCII-06	1	PSC2025-3
10	Tape Seal Gasket, 12" x 18" , Air Box, 7ft.	7	50718
11	Flame Rollout Switch, Therm-O-Disc G4AM00_167C	1	51587
12	Flame Rollout Switch Bracket	1	50136
13	Steel Burner – PSCII-03	3	51536
	Steel Burner – PSCII-04	5	51536
	Steel Burner – PSCII-05	7	51536
	Steel Burner – PSCII-06	9	51536
–	Burner with Pilot Bracket	1	51535
14	Orifice, #48, Normal Altitude Natural Gas Only – PSCII-03	4	50894
	Orifice, #48, Normal Altitude Natural Gas Only – PSCII-04	6	50894
	Orifice, #48, Normal Altitude Natural Gas Only – PSCII-05	8	50894
	Orifice, #48, Normal Altitude Natural Gas Only – PSCII-06	10	50894
	Orifice, #56, Normal Altitude LP Gas Only – PSCII-03	4	50899
	Orifice, #56, Normal Altitude LP Gas Only – PSCII-04	6	50899
	Orifice, #56, Normal Altitude LP Gas Only – PSCII-05	8	50899
	Orifice, #56, Normal Altitude LP Gas Only – PSCII-06	10	50899
15	Gas Manifold – PSCII-03	1	50121
	Gas Manifold – PSCII-04	1	50122
	Gas Manifold – PSCII-05	1	50123
	Gas Manifold – PSCII-06	1	50124



PeerlessBoilers.com

Peerless® Series PSC II™

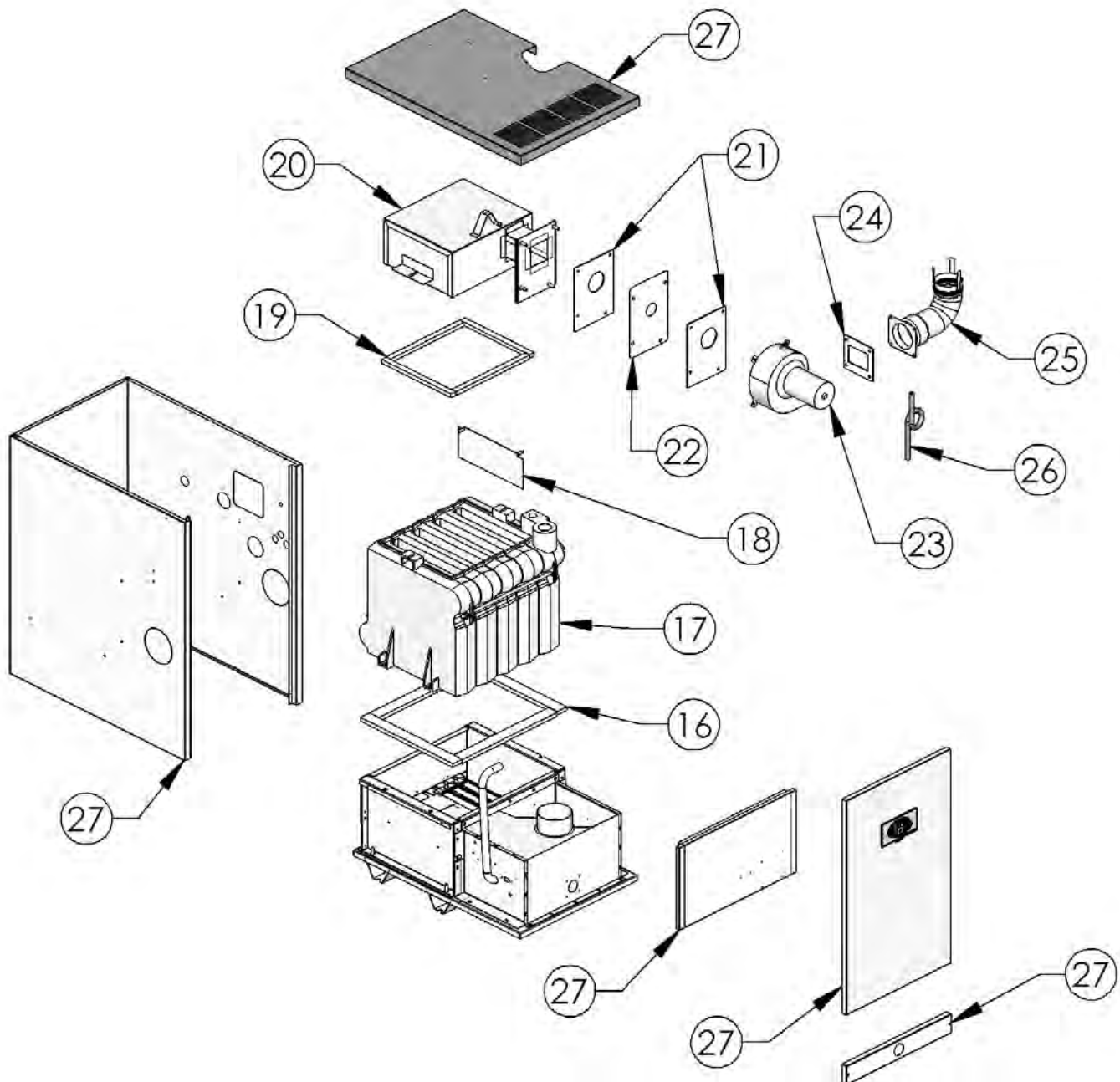
All repair parts orders - no minimum charges.

Please order with code number.

All prices quoted are in U.S. dollars.

All prices subject to change without notice.

All prices F.O.B. Bally, PA





PeerlessBoilers.com

Peerless® Series PSCII™

All repair parts orders - no minimum charges.

Please order with code number.

All prices quoted are in U.S. dollars.

All prices subject to change without notice.

All prices F.O.B. Bally, PA

	Description	Quantity Required	Stock Code
16	Base Blanket Seal, (4' to 7') *Sold by the foot	7.ft	50867
17	Block – PSCII-03	1	90419
	Block – PSCII-04	1	90420
	Block – PSCII-05	1	90421
	Block – PSCII-06	1	90422
18	Flue Baffle – PSCII-03	2	51598
	Flue Baffle – PSCII-04	3	51598
	Flue Baffle – PSCII-05	4	51598
	Flue Baffle – PSCII-06	5	51598
19	Flue Collector Blanket Seal (, Flue Collector Blanket Seal 1/2 X 3/4) 4' to 7'	7	50866
20	Flue Collector – PSCII-03	1	50171
	Flue Collector – PSCII-04	1	50172
	Flue Collector – PSCII-05	1	50173
	Flue Collector – PSCII-06	1	50174
21	Gasket, Orifice Plate	2	50135
22	Orifice Plate, Normal Altitude Natural Gas Models Only – PSCII-03	1	PSC5017
	Orifice Plate, Normal Altitude Natural Gas Models Only – PSCII-04	1	PSC5017-1
	Orifice Plate, Normal Altitude Natural Gas Models Only – PSCII-05	1	PSC5017-2
	Orifice Plate, Normal Altitude Natural Gas Models Only – PSCII-06	1	PSC5017-3
	Orifice Plate, Normal Altitude LP Gas Models Only – PSCII-03	1	PSC5018
	Orifice Plate, Normal Altitude LP Gas Models Only – PSCII-04	1	PSC5018-1
	Orifice Plate, Normal Altitude LP Gas Models Only – PSCII-05	1	PSC5018-2
	Orifice Plate, Normal Altitude LP Gas Models Only – PSCII-06	1	PSC5018-3
23	Fan, PSCII	1	50773
24	Gasket Fan outlet, PSCII	1	PSC5019
25	3" Condensate Ell w/ Drain, PSCII, HEAT-FAB 9PSC-51185	1	51185
25a	Vent Clamp	1	51900
26	5/8 OD X 3/8 ID Silicone Tubing, 2 Ft.	2	3797
27	Jacket – PSCII-03	1	90729
	Jacket – PSCII-04	1	90730
	Jacket – PSCII-05	1	90731
	Jacket – PSCII-06	1	90732
N/S	Ignition Control -HW, S8610M-3009, NAT	1	50672
–	Gas Valve, SV9501 M2700, Natural Gas Models Only (Smart Valve)	1	51682
–	Gas Valve, SV9501 M2064, LP Gas Models Only (Smart Valve)	1	51691
–	Honeywell VR8204A-2001 Spark Gas Valve – Natural Gas – PSCII-03-05	1	50583
–	Honeywell VR8204A2183 1/2 Spark Gas Valve - LP Gas - PSCII-03-05	1	50584
–	Honeywell VR8304M-002 Spark Gas Valve – Natural Gas – PSCII-06	1	50589
N/S	Pilot Assembly, Q3480B1644/B, NG Spark Ignition	1	50996
N/S	Pilot Assembly, Q3481B1529/B LP Spark Ignition	1	50997
N/S	Pilot Assembly, Q3480B1041, NG SV Ignition	1	51295
N/S	Pilot Assembly, Q3480B1058, LP SV Ignition	1	50205
N/S	Ignition Cable 30" SPRK, HW 394800-30, OBS	1	50640
N/S	PSCII Nat to LP Conversion Kit, SV or SPRK	1	90734
N/S	PSCII LP to Nat Conversion Kit, SV or SPRK	1	90733
–	Limit Control, L4080B1 253 (less well) (Earlier Models Only)	1	50210
N/S	LIMIT HYDROLEVEL 3200 RESET W/ LWCO	1	50334
N/S	Bracket / Sensor Assy, Hydrostat Surface Mt. 12"	1	54522
N/S	WELL 3/4" NPT Well Std Length	1	50723
N/S	Zettler ZC90113-177 Transformer & 24V Relay (Earlier Models Only)	1	50786
N/S	PRESSURE SWITCH Cleveland NS2-1104-10 .46 SET PT PSCII-03	1	50026
N/S	PRESSURE SWITCH Cleveland NS2-1104-09 .50 SET PT PSCII-04/05	1	50025
N/S	PRESSURE SWITCH Cleveland NS2-1104-08 .42 SET PT PSCII-06	1	50024
N/S	120V, Zettler Relay ZC90341,(Earlier Models Only)	1	50790
N/S	24V White Rodgers Relay 90-340 (Current Models Only)	1	50726
N/S	Safety Relief Valve 30 PSI Conbraco 10-408-05	1	50501
N/S	Safety Relief Valve 50 PSI Watts #350	☼	51028
N/S	Temperature Pressure Gauge	1	51324

Peerless® Series 63/64™

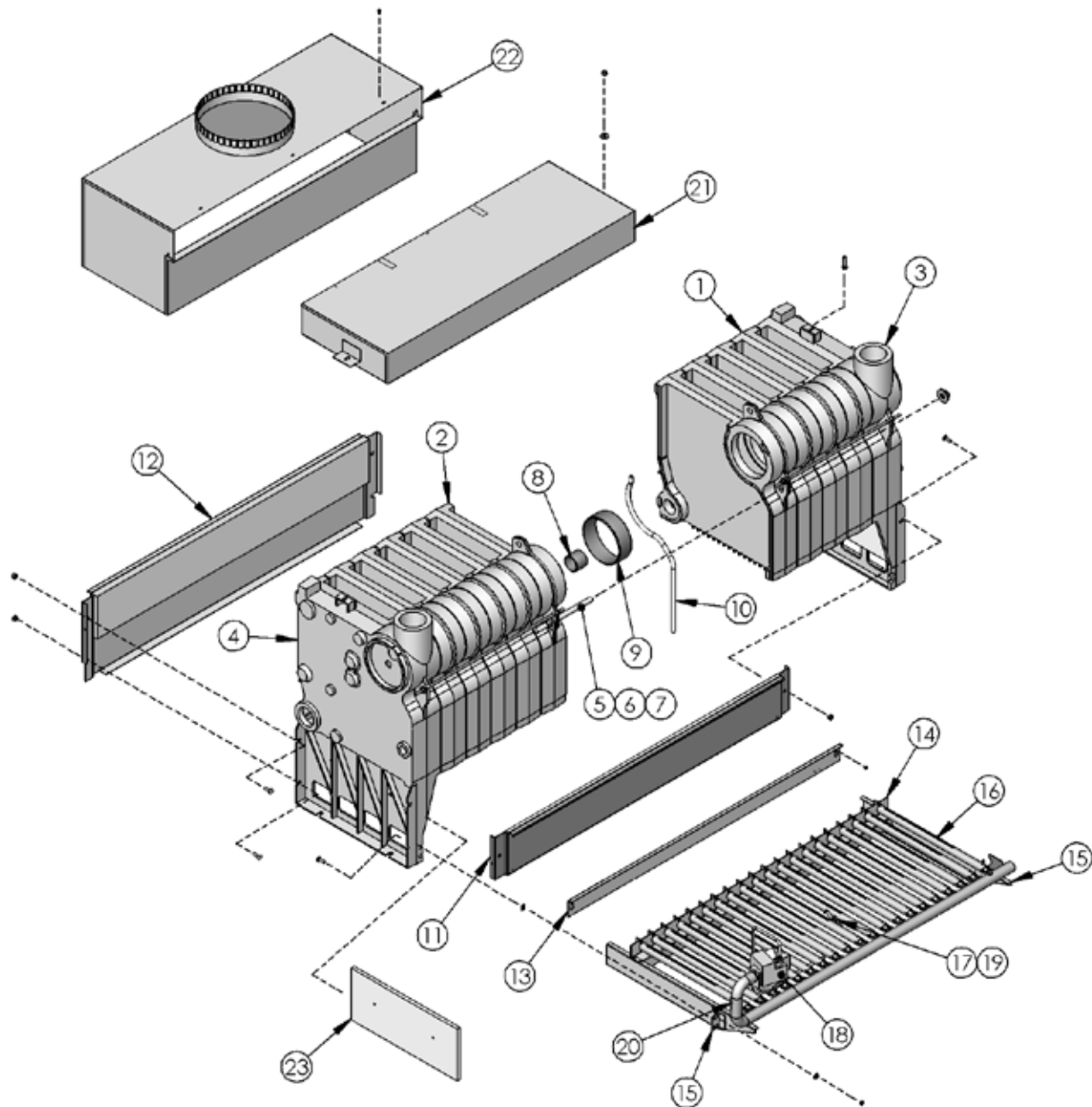
All repair parts orders - no minimum charges.

Please order with code number.

All prices quoted are in U.S. dollars.

All prices subject to change without notice.

All prices F.O.B. Bally, PA





PeerlessBoilers.com

Peerless® Series 63/64™

All repair parts orders - no minimum charges.

Please order with code number.

All prices quoted are in U.S. dollars.

All prices subject to change without notice.

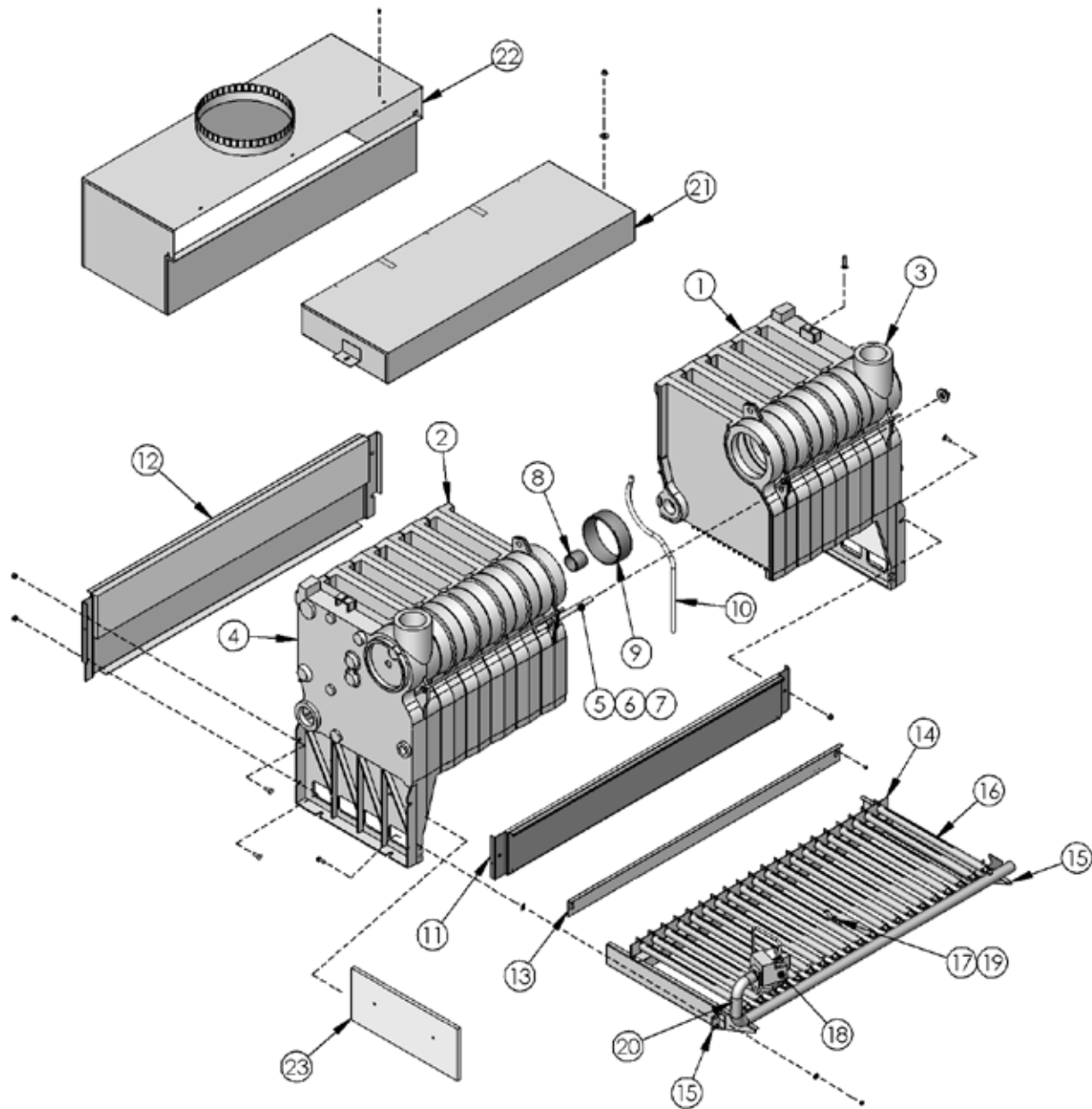
All prices F.O.B. Bally, PA

	Description	Quantity Required	Stock Code
1	Intermediate Section – w/out Draw Lugs	–	90028
2	Intermediate Section – w/ Draw Lugs (64)	–	90029
3	Right Hand Section	1	90030
4	Left Hand Section	1	90031
5	Draw Rod 5/8"-11 x 8" (64)	3	7797
6	Draw Rod Nut 5/8"-11 (64)	6	51567
7	Draw Rod Washer (64)	6	7289
8	2" Push Nipple	1	51543
9	6" Push Nipple	1	51546
10	High Temperature Sealing Rope 1/2", ** Price per Foot **	4.ft	51211
N/S	64 Split Block Assy. Kit w/ Hardware & Rope	1	90899
–	63-03L Block Assembly	1	90684
–	63-03 Block Assembly	1	90684
–	63-04L Block Assembly	1	90685
–	63-04 Block Assembly	1	90685
–	63-05L Block Assembly	1	90686
–	63-05 Block Assembly	1	90686
–	63-06 Block Assembly	1	90687
–	Left Hand 63-06 Split Block (3)	1	94089
–	Left Hand 64-07 Split Block, (4)	1	90904
–	Right Hand 64-07 Split Block, (3)	1	90906
–	Left Hand 64-08 Split Block, (4)	1	90904
–	Right Hand 64-08 Split Block, (4)	1	90907
–	Left Hand 64-09 Split Block, (4)	1	90904
–	Right Hand 64-09 Split Block, (5)	1	90908
–	Left Hand 64-10 Split Block, (6)	1	90905
–	Right Hand 64-10 Split Block, (4)	1	90907
–	Left Hand 64-11 Split Block, (6)	1	90905
–	Right Hand 64-11 Split Block, (5)	1	90908
–	Left Hand 64-12 Split Block, (6)	1	90905
–	Right Hand 64-12 Split Block, (6)	1	90909
11	Base Front Panel Assembly – 63-03	1	50324
	Base Front Panel Assembly – 63-04	1	50325
	Base Front Panel Assembly – 63-05	1	50326
	Base Front Panel Assembly – 63-06	1	50327
	Base Front Panel Assembly – 64-07	1	50328
	Base Front Panel Assembly – 64-08	1	50329
	Base Front Panel Assembly – 64-09	1	50330
	Base Front Panel Assembly – 64-10	1	50331
	Base Front Panel Assembly – 64-11	1	50332
12	Base Front Panel Assembly – 64-12	1	50333
	Base Rear Panel Assembly – 63-03	1	61180
	Base Rear Panel Assembly – 63-04	1	61181
	Base Rear Panel Assembly – 63-05	1	61182
	Base Rear Panel Assembly – 63-06	1	61183
	Base Rear Panel Assembly – 64-07	1	61184
	Base Rear Panel Assembly – 64-08	1	61185
	Base Rear Panel Assembly – 64-09	1	61186
	Base Rear Panel Assembly – 64-10	1	61187
	Base Rear Panel Assembly – 64-11	1	61188
	Base Rear Panel Assembly – 64-12	1	61189

	Description	Quantity Required	Stock Code
13	Burner Access Panel – 63-03	1	50271
	Burner Access Panel – 63-04	1	50272
	Burner Access Panel – 63-05	1	50273
	Burner Access Panel – 63-06	1	50274
	Burner Access Panel – 64-07	1	50275
	Burner Access Panel – 64-08	1	50276
	Burner Access Panel – 64-09	1	50277
	Burner Access Panel – 64-10	1	50278
	Burner Access Panel – 64-11	1	50279
	Burner Access Panel – 64-12	1	50280
13a	Flame Rollout Switch G4AM0600167C	1	51587
14	Burner Tray Rear Support – 63-03	1	50300
	Burner Tray Rear Support – 63-03L	1	50301
	Burner Tray Rear Support – 63-04	1	50302
	Burner Tray Rear Support – 63-04L	1	50303
	Burner Tray Rear Support – 63-05	1	50304
	Burner Tray Rear Support – 63-05L	1	50305
	Burner Tray Rear Support – 63-06	1	50306
	Burner Tray Rear Support – 64-07	1	50307
	Burner Tray Rear Support – 64-08	1	50308
	Burner Tray Rear Support – 64-09	1	50309
	Burner Tray Rear Support – 64-10	1	50310
	Burner Tray Rear Support – 64-11	1	50311
15	Burner Tray Left Side Rail	1	50296
	Burner Tray Right Side Rail	1	50295
16	Burner – 63-03L	2	50192
	Burner – 63-03	3	50192
	Burner – 63-04L	4	50192
	Burner – 63-04	5	50192
	Burner – 63-05L	6	50192
	Burner – 63-05	7	50192
	Burner – 63-06	9	50192
	Burner – 64-07	11	50192
	Burner – 64-08	13	50192
	Burner – 64-09	15	50192
	Burner – 64-10	17	50192
	Burner – 64-11	19	50192
17	Burner – 64-12	21	50192
	Burner with Pilot Bracket (Standing)	1	50162
	Burner with Pilot Bracket (Spark)	1	50163

Peerless® Series 63/64™

All repair parts orders - no minimum charges.
Please order with code number.
All prices quoted are in U.S. dollars.
All prices subject to change without notice.
All prices F.O.B. Bally, PA





PeerlessBoilers.com

Peerless® Series 63/64™

All repair parts orders - no minimum charges.

Please order with code number.

All prices quoted are in U.S. dollars.

All prices subject to change without notice.

All prices F.O.B. Bally, PA

	Description	Quantity Required	Stock Code
18	Gas Valve – NAT-STDG 63-05/06 Honeywell VR8300A-4003	1	50587
	Gas Valve – NAT-SPRK 63-05 thru 63-08 64-07/08 Honeywell VR8304M-4002	1	50589
	Gas Valve – NAT-SPRK 63-03, 63-04 Honeywell VR8204A-2001	1	50583
	Gas Valve – NAT-SPRK 64-09 thru 64-12 7000DERHC Robert Shaw	1	50247
	Gas Valve – LP-STDG 63-03, 63-04 Honeywell VR8200A2124/U	1	50842
	Gas Valve – LP-STDG 63-05, 63-06 Honeywell VR8300A-401 1	1	50588
	Gas Valve – LP-SPRK 64-05, 64-06 Honeywell VR8304M-4010	1	50590
	Gas Valve – LP-STDG 64-07, 64-08 Honeywell VR8300C-4035	1	91333
	Gas Valve – LP-SPRK 64-07, 64-08 Honeywell VR8304P-4314	1	50724
	Gas Valve – LP-SPRK 63-03, 63-04 Honeywell VR8204A-2183	1	50584
	*denotes valve requires L62 Pilot Module, 9& 11 Section, Obs, NLA	1	50755
	Pilot Assembly NAT-STDG 63-03 thru 63-06 5CH Robert Sha	1	50248
	Pilot Assembly NAT-STDG 64-07 thru 64-12 Honeywell Q327A1626	1	50677
	Pilot Assembly NAT-SPRK 63/64 Honeywell Q3481B1644/B w/ Cable	1	50996
	Pilot Assembly LP-STDG 63-03 thru 63-06 5CH Robert shaw,Obs, NLA	1	50249
	Pilot Assembly LP-STDG 64-07 thru 64-12 Honeywell Q327A-1 14	1	50557
	Pilot Assembly LP-SPRK 63/64 Honeywell Q348A-1358	1	50997
N/S	Ignition Cable Honeywell 394800-30	1	50640
N/S	Vent Safety Switch (3L, 3, 4L) 1 NT08L-5621-210°F	1	50040
N/S	Vent Safety Switch (4-12; not 4L) 1 NT08L-5621 -230°F	1	50041
N/S	Ignition Control (non-CSD) UT1 003-632A, (Obsolete)	☼	TT7038
N/S	Ignition Control, Capable Controls	1	50767
N/S	Ignition Control,Capable Controls (CSD)	1	50732
-	Thermocouple K1 6BA-24D (24) 3-6	1	50838
-	Thermocouple K1 5DA-36 (36) 9-11	1	50839
20	Gas Manifold – 63-03	1	50264
	Gas Manifold – 63-03L	1	50265
	Gas Manifold – 63-04	1	50266
	Gas Manifold – 63-04L	1	50267
	Gas Manifold – 63-05	1	50268
	Gas Manifold – 63-05L	1	50269
	Gas Manifold – 63-06	1	50270
	Gas Manifold – 64-07 Assembly Kit	1	90411
	Gas Manifold – 64-08 Assembly Kit	1	90412
	Gas Manifold – 64-09 Assembly Kit	1	90413
	Gas Manifold – 64-10 Assembly Kit	1	90414
	Gas Manifold – 64-11 Assembly Kit	1	90415
	Gas Manifold – 64-12 Assembly Kit	1	90416

	Description	Quantity Required	Stock Code
21	Flue Collector – 63-03	1	50281
	Flue Collector – 63-03L	1	50282
	Flue Collector – 63-04	1	50283
	Flue Collector – 63-04L	1	50284
	Flue Collector – 63-05	1	50285
	Flue Collector – 63-05L	1	50286
	Flue Collector – 63-06	1	50287
	Flue Collector – 64-07	1	50288
	Flue Collector – 64-08	1	50289
	Flue Collector – 64-09	1	50290
	Flue Collector – 64-10	1	50291
	Flue Collector – 64-11	1	50292
	Flue Collector – 64-12	1	50293
	Draft Hood – 63-03 OBSOLETE	1	50252
22	Draft Hood – 63-03 Current w/ Reducer	1	50367
	Draft Hood – 63-04 Current w/ Reducer	1	50347
	Draft Hood – 63-05 OBSOLETE	1	50256
	Draft Hood – 63-05 Current w/ Reducer	1	50368
	Draft Hood – 63-06 Current w/ Reducer	1	50369
	Draft Hood – 64-07	1	50258
	Draft Hood – 64-08	1	50259
	Draft Hood – 64-09	1	50260
	Draft Hood – 64-10	1	50261
	Draft Hood – 64-11	1	50262
	Draft Hood – 64-12	1	50263
23	Insulation Board	1	7956
Conversion Kits Natural to LP Gas			
-	STDG 63 series	☼	90068
-	SPRK to STDG 64-07, 64-08	☼	90227
-	SPRK 63	☼	90070
-	SPRK 64	☼	90525
Conversion Kit LP to Natural Gas			
-	STDG 63	☼	90067
-	SPRK to STDG 64-07, 64-08	☼	90226
-	SPRK 63	☼	90069
-	SPRK 64-07 thru 64-12	☼	90052
Conversion Kits Std to CSD-1 (Ignition Only)			
-	Field Kit Std -Nat to CSD 64 N40 Gas Trim/Ign Sys	☼	90740
-	Field Kit Std LP to CSD 64 LP53 Gas Trim/Ign Sys	☼	90741
Vent Dampers			
-	63-03 – Effikal-RVGP-6BK	1	90613
-	63-04 – Effikal-RVGP-7BK	1	90614
-	63-05 – Effikal-RVGP-8BK	1	90615
-	63-06 – Effikal-RVGP-9BK	1	90417
-	64-07 – Effikal-RVGP-9BK	☼	50167
-	64-08 thru 64-09 – Effikal-RVGP-1 0BK	☼	50168
-	64-10 thru 64-12 – Effikal-RVGP-1 0BK	☼	90616
Jackets			
-	63-03L	1	90645
-	63-03	1	90645
-	63-04L	1	90646
-	63-04	1	90646
-	63-05L	1	90647
-	63-05	1	90647
-	63-06	1	90648
-	64-07	1	90649
-	64-08	1	90650
-	64-09	1	90651
-	64-10	1	90652
-	64-11	1	90653
-	64-12	1	90654



Peerless® Series 63/64™

All repair parts orders - no minimum charges.

Please order with code number.

All prices quoted are in U.S. dollars.

All prices subject to change without notice.

All prices F.O.B. Bally, PA

Blank Page



Peerless® Series 63/64™

All repair parts orders - no minimum charges.
Please order with code number.
All prices quoted are in U.S. dollars.
All prices subject to change without notice.
All prices F.O.B. Bally, PA

Water Trim

	Description	Quantity Required	Stock Code
N/S	Transformer w/ Relay Scoket, 40VA ZC90113-178 (Earlier Models Only)	1	50787
N/S	24V White Rodgers Relay 90-340 (Earlier Models Only)	1	50726
N/S	Honeywell L4080B-1261 Limit, (Earlier Models Only)	1	50539
N/S	Honeywell L4006E1109 Limit, 64-09 -12 (Less Well)	1	50570
N/S	Hydrolevel 3200 I-Reset & Lwco	1	50334
N/S	Bracket / Sensor Assy, Hydrostat Surface Mt. 12"	1	54522
N/S	WELL 3/4" NPT Well Std Length	1	50723
N/S	Temperature-Pressure Gage [30, 50 PSI (207 kPa, 345 kPa) safety relief valve]	1	51324
N/S	Temperature-Pressure Gage [80, 100 PSI (552 kPa, 689 kPa) safety relief valve]	☼	55846
N/S	Safety Relief Valve, 30 PSI (207 kPa)	1	50501
N/S	Safety Relief Valve, 50 PSI (345 kPa)	☼	51028

Steam Trim

	Description	Quantity Required	Stock Code
N/S	Transformer w/ Relay Scoket, 40VA ZC90113-178 (Earlier Models Only)	1	50787
N/S	24V White Rodgers Relay 90-340 (Earlier Models Only)	1	50726
N/S	Pressuretrol, Honeywell, PA404A1009	1	50549
N/S	Pressuretrol, Honeywell, L4079B1033 (64-09 -12)	1	50681
N/S	2-1/2" Round, 0-30# Steam Gauge (steam boilers only)	1	51325
N/S	9-1/4" Gauge Glass Set, Valves & Rods (steam boilers only)	1	50526
N/S	3/4" 15# Steam Valve CONBRACO 13-511-B15, 63-03 thru 64-09	1	50510
N/S	3/4" 15# Steam Valve CONBRACO 13-211-B15, 64-10	1	50507
N/S	1" 15# Steam Valve CONBRACO 13-202-B15, 64-11/12	1	50506
N/S	Siphon Steam 1/4 90° BRS-Long 3-3/4 x 1-7	☼	6665

Harness

	Description	Quantity Required	Stock Code
N/S	63 Damper / Internal Harness		TT7012
N/S	External Control Harness, Float, 63-03 thru 64-08		TT7013
N/S	64 Damper / Internal Harness w//Damper Stub		TT7015
N/S	64 Module Capable to RS Gas vale Harness		54515
N/S	64 HW Module to RS Gas vale Harness		X7080
N/S	63/64 Primary Probe Harness		TT7019
N/S	External Control Harness, Probe, 63-03 thru 64-08, Steam & Water		TT7014
N/S	External Control Harness, Probe , 64-09 thru 64-12, Steam & Water		TT7016

Near Boiler Piping Kits

	Description	Quantity Required	Stock Code
N/S	Steam Piping Kit 63-03L - 63-03		63910
N/S	Steam Piping Kit 63-04L - 63-04		63911
N/S	Steam Piping Kit 63-05, 63-06, 63-07		63912

Peerless® Series 64™ -e models

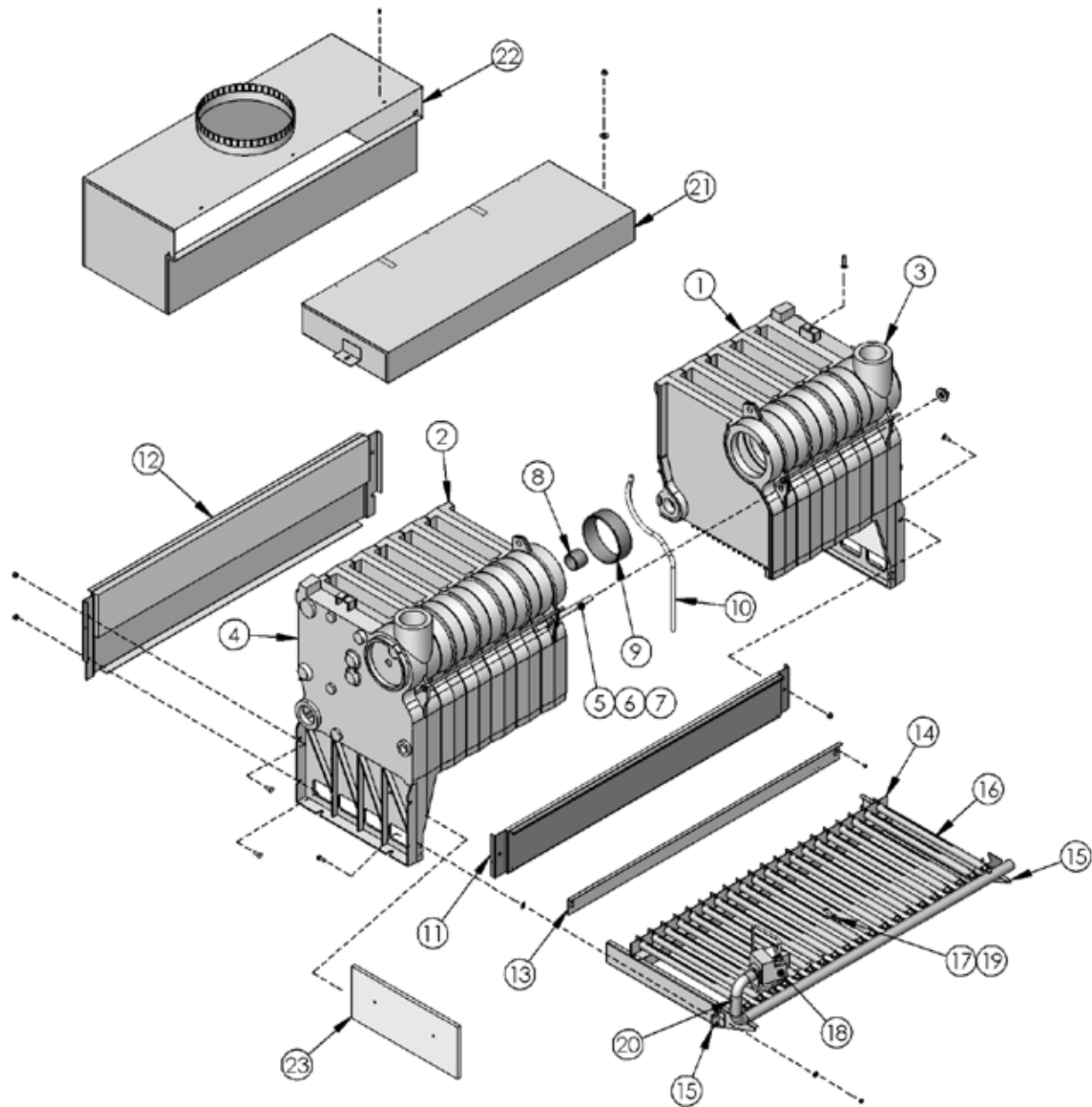
All repair parts orders - no minimum charges.

Please order with code number.

All prices quoted are in U.S. dollars.

All prices subject to change without notice.

All prices F.O.B. Bally, PA





Peerless® Series 64™ -e models

All repair parts orders - no minimum charges.
Please order with code number.
All prices quoted are in U.S. dollars.
All prices subject to change without notice.
All prices F.O.B. Bally, PA

	Description	Quantity Required	Stock Code
5	Draw Rod 5/8"-11 x 8" (64-e-e)	3	7797
6	Draw Rod Nut 5/8"-11 (64-e)	6	51567
7	Draw Rod Washer (64-e)	6	7289
8	2" Push Nipple	1	51543
9	6" Push Nipple	1	51546
10	High Temperature Sealing Rope 1/2", ** Price per Foot **	4.ft	51211
N/S	64-e Split Block Assy. Kit w/ Hardware & Rope	1	90899
-	Left Hand 64-e-07 Split Block, (4)	1	90904
-	Right Hand 64-e-07 Split Block, (3)	1	90906
-	Left Hand 64-e-08 Split Block, (4)	1	90904
-	Right Hand 64-e-08 Split Block, (4)	1	90907
-	Left Hand 64-e-09 Split Block, (4)	1	90904
-	Right Hand 64-e-09 Split Block, (5)	1	90908
-	Left Hand 64-e-10 Split Block, (6)	1	90905
-	Right Hand 64-e-10 Split Block, (4)	1	90907
-	Left Hand 64-e-11 Split Block, (6)	1	90905
-	Right Hand 64-e-11 Split Block, (5)	1	90908
-	Left Hand 64-e-12 Split Block, (6)	1	90905
-	Right Hand 64-e-12 Split Block, (6)	1	90909
11	Base Front Panel Assembly – 64-e-07	1	50328
	Base Front Panel Assembly – 64-e-08	1	50329
	Base Front Panel Assembly – 64-e-09	1	50330
	Base Front Panel Assembly – 64-e-10	1	50331
	Base Front Panel Assembly – 64-e-11	1	50332
	Base Front Panel Assembly – 64-e-12	1	50333
12	Base Rear Panel Assembly – 64-e-07	1	61184
	Base Rear Panel Assembly – 64-e-08	1	61185
	Base Rear Panel Assembly – 64-e-09	1	61186
	Base Rear Panel Assembly – 64-e-10	1	61187
	Base Rear Panel Assembly – 64-e-11	1	61188
	Base Rear Panel Assembly – 64-e-12	1	61189
	Burner Access Panel – 64-e-07	1	50275
	Burner Access Panel – 64-e-08	1	50276
	Burner Access Panel – 64-e-09	1	50277
	Burner Access Panel – 64-e-10	1	50278
	Burner Access Panel – 64-e-11	1	50279
	Burner Access Panel – 64-e-12	1	50280
13a	Flame Rollout Switch G4AM0600167C	1	51587

	Description	Quantity Required	Stock Code
14	Burner Tray Rear Support – 64-e-07	1	50307
	Burner Tray Rear Support – 64-e-08	1	50308
	Burner Tray Rear Support – 64-e-09	1	50309
	Burner Tray Rear Support – 64-e-10	1	50310
	Burner Tray Rear Support – 64-e-11	1	50311
	Burner Tray Rear Support – 64-e-12	1	50312
15	Burner Tray Left Side Rail	1	50296
	Burner Tray Right Side Rail	1	50295
16	Burner – 64-e-07	11	50192
	Burner – 64-e-08	13	50192
	Burner – 64-e-09	15	50192
	Burner – 64-e-10	17	50192
	Burner – 64-e-11	19	50192
	Burner – 64-e-12	21	50192
17	Burner with Pilot Bracket (Spark)	1	50163

Peerless® Series 64™ -e models

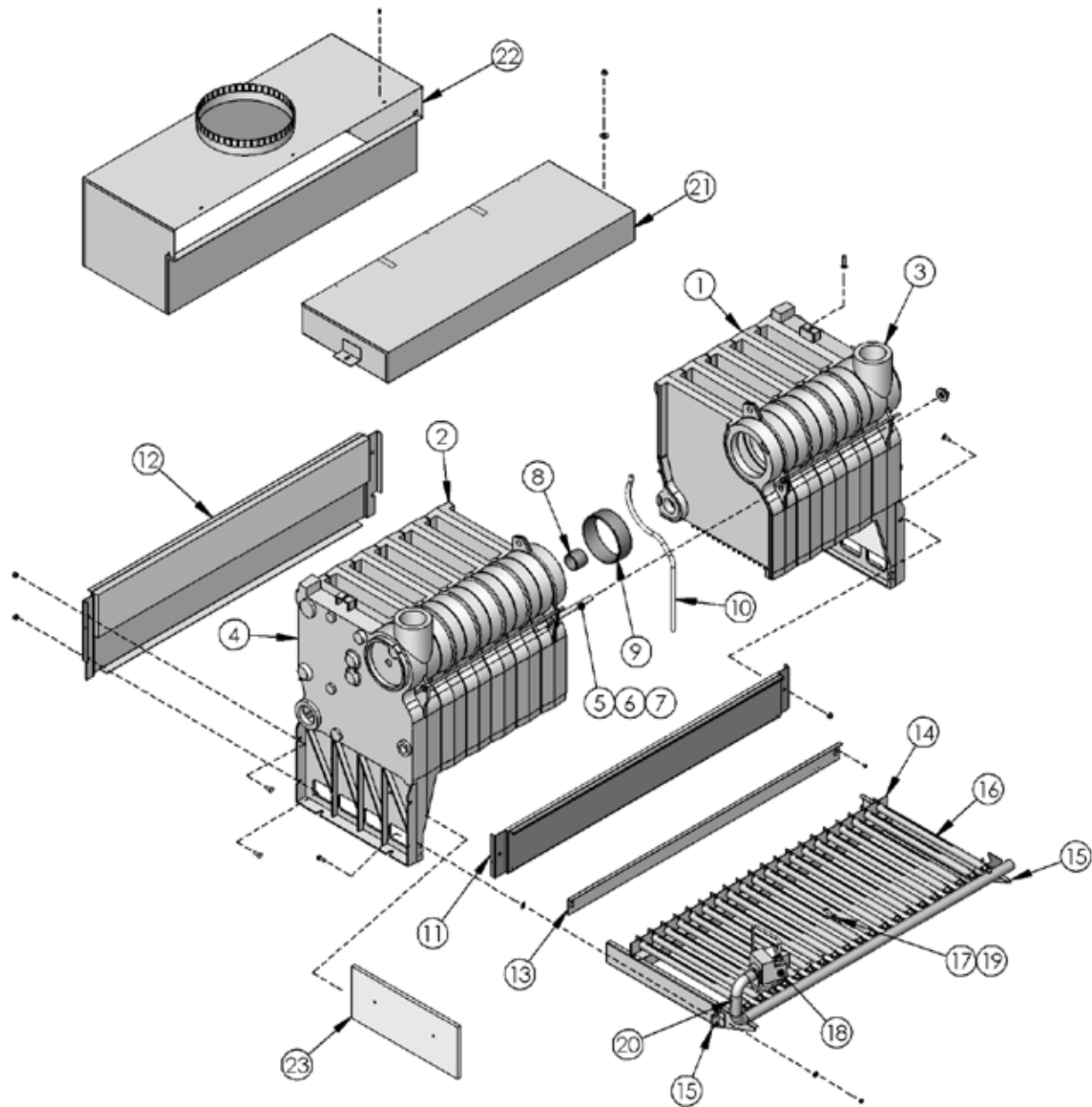
All repair parts orders - no minimum charges.

Please order with code number.

All prices quoted are in U.S. dollars.

All prices subject to change without notice.

All prices F.O.B. Bally, PA





PeerlessBoilers.com

Peerless® Series 64™ -e models

All repair parts orders - no minimum charges.

Please order with code number.

All prices quoted are in U.S. dollars.

All prices subject to change without notice.

All prices F.O.B. Bally, PA

	Description	Quantity Required	Stock Code
18	Gas Valve – NAT-SPRK 64-e-07/08 Honeywell VR8304M-4002	1	50589
	Gas Valve – NAT-SPRK 64-e-09 thru 64-e-12 7000DERHC Robert Shaw	1	50247
	Gas Valve – LP-SPRK 64-e-05/06 Honeywell VR8304M-4010	1	50590
	Gas Valve – LP-SPRK 64-e-07/08 Honeywell VR8304P-4314	1	50724
19	Pilot Assembly NAT-SPRK 64-e Honeywell Q3481B164-e4/B w/ Cable	1	50996
	Pilot Assembly LP-SPRK 64-e Honeywell Q348A-1358	1	50997
N/S	Ignition Cable Honeywell 394800-30	1	50640
N/S	Vent Safety Switch (3L, 3, 4L) 1 NT08L-5621-210°F	1	50040
N/S	Vent Safety Switch (4-12; not 4L) 1 NT08L-5621 -230°F	1	50041
N/S	Ignition Control (non-CSD) UT1 003-632A, (Obsolete)	☼	TT7038
N/S	Ignition Control, Capable Controls	1	50767
N/S	Ignition Control, Capable Controls (CSD)	1	50732
20	Gas Manifold – 64-e-07 Assembly Kit	1	90411
	Gas Manifold – 64-e-08 Assembly Kit	1	90412
	Gas Manifold – 64-e-09 Assembly Kit	1	90413
	Gas Manifold – 64-e-10 Assembly Kit	1	90414
	Gas Manifold – 64-e-11 Assembly Kit	1	90415
	Gas Manifold – 64-e-12 Assembly Kit	1	90416

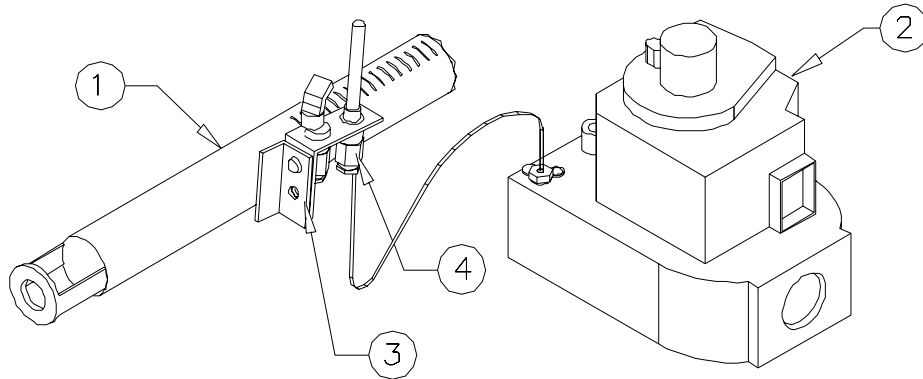
	Description	Quantity Required	Stock Code
21	Flue Collector – 64-e-07	1	50288
	Flue Collector – 64-e-08	1	50289
	Flue Collector – 64-e-09	1	50290
	Flue Collector – 64-e-10	1	50291
	Flue Collector – 64-e-11	1	50292
	Flue Collector – 64-e-12	1	50293
22	Draft Hood – 64-e-07	1	50258
	Draft Hood – 64-e-08	1	50259
	Draft Hood – 64-e-09	1	50260
	Draft Hood – 64-e-10	1	50261
	Draft Hood – 64-e-11	1	50262
	Draft Hood – 64-e-12	1	50393
23	Insulation Board	1	7956
Conversion Kits Natural to LP Gas			
–	SPRK 64-e	☼	90525
Conversion Kit LP to Natural Gas			
–	SPRK to STDG 64-e-07, 64-e-08	☼	90226
–	SPRK 64-e-07 thru 64-e-12	☼	90052
Vent Dampers			
–	64-e-07 – Effikal-RVGP-9BK	☼	50167
–	64-e-08 thru 64-e-09 – Effikal-RVGP-1 0BK	☼	50168
–	64-e-10 thru 64-e-12 – Effikal-RVGP-1 0BK	☼	90616
Jackets			
–	64-e-07	1	90649
–	64-e-08	1	90650
–	64-e-09	1	90651
–	64-e-10	1	90652
–	64-e-11	1	90653
–	64-e-12	1	90654

	Description	Quantity Required	Stock Code
Steam Trim			
N/S	Transformer w/ Relay Scoket, 40VA ZC90113-178 (Earlier Models Only)	1	50787
N/S	24V White Rodgers Relay 90-340 (Earlier Models Only)	1	50726
N/S	Pressuretrol, Honeywell, PA404A1009	1	50549
N/S	Pressuretrol, Honeywell, L4079B1033 (64-e-09 -12)	1	50681
N/S	2-1/2" Round, 0-30# Steam Gauge (steam boilers only)	1	51325
N/S	9-1/4" Gauge Glass Set, Valves & Rods (steam boilers only)	1	50526
N/S	3/4" 15# Steam Valve CONBRACO 13-511-B15, 64-e-09	1	50510
N/S	3/4" 15# Steam Valve CONBRACO 13-211-B15, 64-e-10	1	50507
N/S	1" 15# Steam Valve CONBRACO 13-202-B15, 64-e-11/12	1	50506
N/S	Siphon Steam 1/4 90° BRS-Long 3-3/4 x 1-7	☼	6665
Harness			
N/S	External Control Harness, Float, 64-e-08		TT7013
N/S	64-e Damper / Internal Harness w//Damper Stub		TT7015
N/S	64-e Module Capable to RS Gas vale Harness		54515
N/S	64-e HW Module to RS Gas vale Harness		X7080
N/S	64-e Primary Probe Harness		TT7019
N/S	External Control Harness, Probe, 64-e-08		TT7014
N/S	External Control Harness, Probe, 64-e-09 thru 64-e-12		TT7016

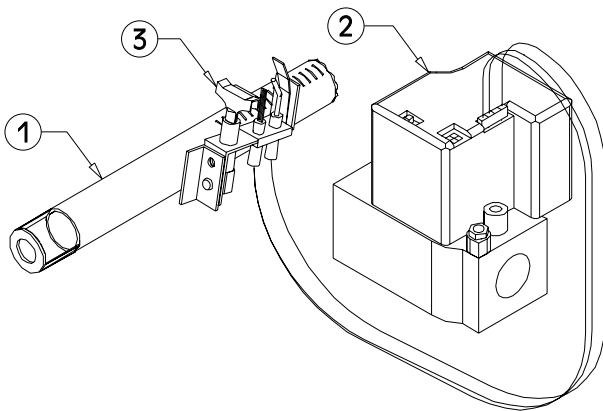


Peerless® Series GM™

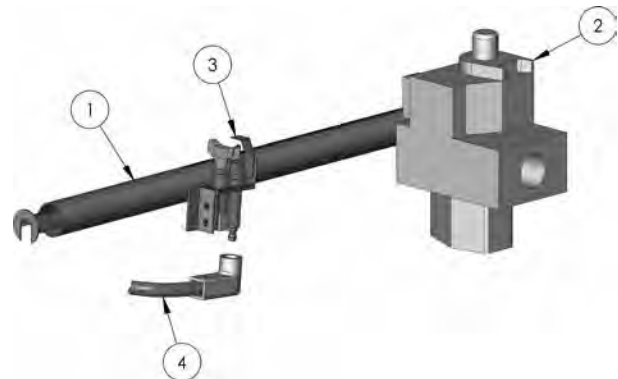
All repair parts orders - no minimum charges.
Please order with code number.
All prices quoted are in U.S. dollars.
All prices subject to change without notice.
All prices F.O.B. Bally, PA



Gas Valve and Pilot, Standing Pilot



**Gas Valve and Pilot, Intermittent Ignition,
Natural Gas**



**Gas Valve and Pilot, Intermittent Ignition, Cur-
rent**



Peerless® Series GM™

All repair parts orders - no minimum charges.
Please order with code number.
All prices quoted are in U.S. dollars.
All prices subject to change without notice.
All prices F.O.B. Bally, PA

Standing Pilot Units

	Description	Quantity Required	Stock Code
1	Main Burner w/ Pilot Bracket	1	50196
2	Honeywell VR8300A-4003 Gas Valve – Natural Gas – GM-e-05, GM-e-06	1	50587
	Honeywell VR8300C-4100 Gas Valve – LP Gas – GM-e-05 thru GM--08	1	51693
3	Robertshaw SCHL-6 – Natural Gas – GM-e-05, GM-e-06	1	50248
	Robertshaw SCHL-6 – LP Gas – GM-e-05, GM-e-06	1	50249
4	Thermocouple Johnson K15DA-36" – GM-e-05, GM-e-06	1	50839

SmartValve® Units

	Description	Quantity Required	Stock Code
1	Main Burner w/ Pilot Bracket	1	50163
2	Honeywell SV9601M-4167 Gas Valve – Natural Gas – GM-e-05 thru GM--08	1	51683
	Honeywell VR8304P-4314 Gas Valve – LP Gas – GM-e-05 thru GM--08	1	50724
3	Honeywell Q3480B-1041 Pilot – Natural Gas – GM-e-05 thru GM--08	1	51295
	Honeywell Q348A1358 Pilot – LP Gas – GM-e-05 thru GM--08	1	50205
4	Honeywell 394803-1, 30" Ignition Cable	1	50627

Current, Spark Units

	Description	Quantity Required	Stock Code
1	Main Burner w/ Pilot Bracket	1	50163
2	Honeywell VR8304M4002 3/4" Gas Valve – Natural Gas – GM-e-05 thru GM--08	1	50589
	Honeywell VR8304P-4314 Gas Valve – LP Gas – GM-e-05 thru GM--08	1	50724
3	Pilot Assembly NAT-SPRK Honeywell Q3481B1644/B .024w/ Cable	1	50996
	Pilot Assembly LP - SPRK Honeywell 3481B1529/B .016 AB – w/ Cable	1	50997
23	Ignition Control -HW, S86610M3009 NAT, ⚡	1	50672
4	Ignition Cable Honeywell 394800-30 Obs. Now part of Pilot Assembly	1	50640

Conversion Kits

	Description	Quantity Required	Stock Code
–	Kit GM-e-05 Gas Conversion Kit – NAT to STDG LP w/ Damper & Hood,, Obsolete	⚡	505900
–	Kit GM-e-05 Gas Conversion Kit – SPRK/SV to STDG LP w/ Damper & Hood,, Obsolete	⚡	505901
–	Kit GM-e-05 Gas Conversion Kit – STDG/SV to SPRK LP w/ Damper & Hood,, Obsolete	⚡	505902
–	Kit GM-e-06 Gas Conversion Kit – NAT to STDG LP w/ Damper & Hood,, Obsolete	⚡	506900
–	Kit GM-e-06 Gas Conversion Kit – SPRK/SV to STDG LP w/ Damper & Hood,, Obsolete	⚡	506901
–	Kit GM-e-06 Gas Conversion Kit – STDG/SV to SPRK LP w/ Damper & Hood,, Obsolete	⚡	506902
–	Kit GM--07, GM--08 Gas Conversion Kit – STDG/SV to SPRK LP w/ Hood,, Obsolete	⚡	507902
–	Kit GM-e-05, GM--08 Gas Conversion Kit –FROM SPRK-LP TO SPRK-N, Current	⚡	91106
–	Kit GM-e-05, GM--08 Gas Conversion Kit, FROM SPRK-N TO SPRK-LP, Current	⚡	91107



Peerless® Series GM™

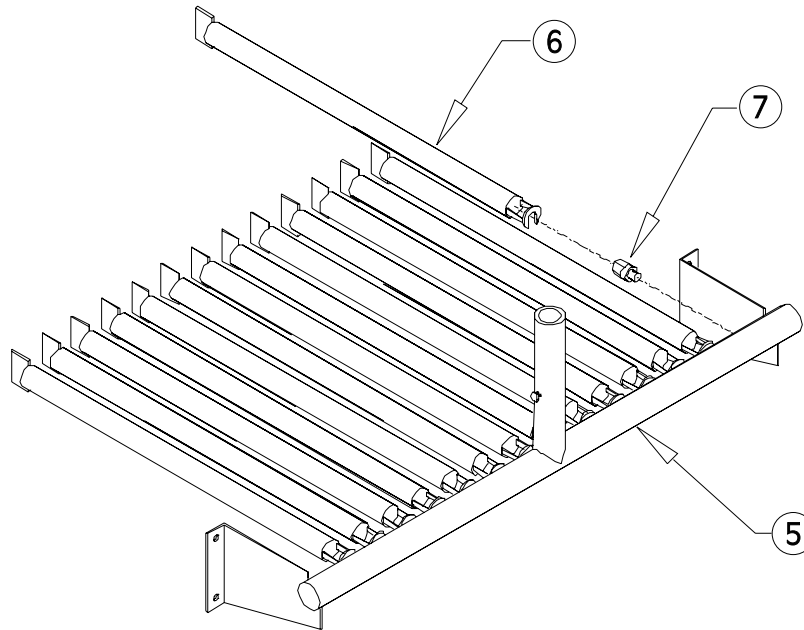
All repair parts orders - no minimum charges.

Please order with code number.

All prices quoted are in U.S. dollars.

All prices subject to change without notice.

All prices F.O.B. Bally, PA





Peerless® Series GM™

All repair parts orders - no minimum charges.
 Please order with code number.
 All prices quoted are in U.S. dollars.
 All prices subject to change without notice.
 All prices F.O.B. Bally, PA

	Description	Quantity Required	Stock Code
5	Gas Manifold – GM-e-05	1	50712
	Gas Manifold – GM-e-06	1	50713
	Gas Manifold – GM-07	1	50714
	Gas Manifold – GM-08	1	50715
6	Main Burner – GM-e-05	7	50192
	Main Burner – GM-e-06	9	50192
	Main Burner – GM-07	11	50192
	Main Burner – GM-08	13	50192
N/S	Spill Switch	1	50042
N/S	Burner Retention Clip	1	51540
7	Orifice Spud, #40 – Natural Gas – GM-e-05	8	7157
	Orifice Spud, #40 – Natural Gas – GM-e-06	10	
	Orifice Spud, #40 – Natural Gas – GM-07	12	
	Orifice Spud, #40 – Natural Gas – GM-08	14	
	Orifice Spud, #40 – LP Gas – GM-e-05	8	50774
	Orifice Spud, #40 – LP Gas – GM-e-06	10	
	Orifice Spud, #40 – LP Gas – GM-07	12	
	Orifice Spud, #40 – LP Gas – GM-08	14	

Peerless® Series GM™

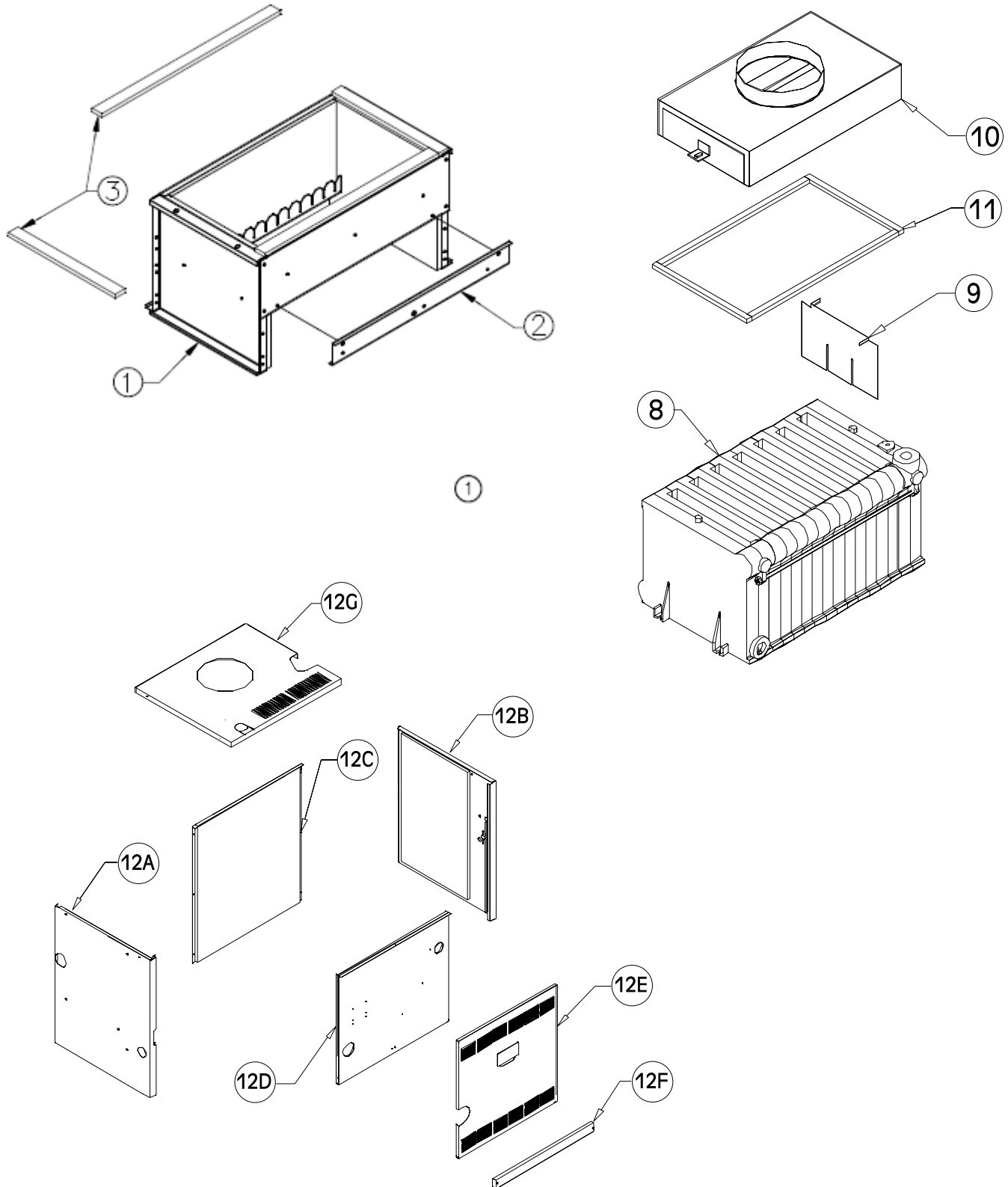
All repair parts orders - no minimum charges.

Please order with code number.

All prices quoted are in U.S. dollars.

All prices subject to change without notice.

All prices F.O.B. Bally, PA





Peerless® Series GM™

All repair parts orders - no minimum charges.
 Please order with code number.
 All prices quoted are in U.S. dollars.
 All prices subject to change without notice.
 All prices F.O.B. Bally, PA

	Description	Quantity Required	Stock Code
1	Base GM-e-05 (Complete Base, Includes Insulation and Hardware)	1	51082
	Base GM-e-06 (Complete Base, Includes Insulation and Hardware)	1	51084
	Base GM-07 (Complete Base, Includes Insulation and Hardware)	1	51085
	Base GM-08 (Complete Base, Includes Insulation and Hardware)	1	51086
2	Acess Panel GM-e-05	1	91266
	Acess Panel GM-e-06	1	91267
	Acess Panel GM-07	1	91268
	Acess Panel GM-08	1	91269
3	Base Blanket Seal (7Ft.) ** Priced Per foot **	7	50867
8	Block – GM-e-05	1	91041
	Block – GM-e-06	1	91042
	Block – GM-07	1	91043
	Block – GM-08	1	91044
9	Flue Baffle, Qty. GM-e-05- (4), GM-e-06- (5), GM-07- (6), GM-08- (7)	1	51694
10	Flue Collector – GM-e-05 (requires 5' of Blanket Strips Item #11)	1	90975
	Flue Collector – GM-e-06 (requires 6' of Blanket Strips Item #11)	1	90976
	Flue Collector – GM-07 (requires 6' of Blanket Strips Item #11)	1	90987
	Flue Collector – GM-08 (requires 7' of Blanket Strips Item #11)	1	90988
11	Flue Collector Blanket Seal, (7Ft.) ** Priced Per foot **	7	50866
N/S	Base Seal, (7Ft.) ** Priced Per foot **	7	50867
12	Jacket Assembly (Complete Jacket*) – GM-e-05	1	90465
	Jacket Assembly (Complete Jacket*) – GM-e-06	1	90466
	Jacket Assembly (Complete Jacket*) – GM-07	1	90467
	Jacket Assembly (Complete Jacket*) – GM-08	1	90468
	*Complete Jacket Consists of:		
12A	Left Side Panel		
12B	Right Side Panel		
12C	Rear Panel		
12D	Inner Front Panel		
12E	Removable Front Panel		
12F	Lower Front Panel		
12G	Top Panel		

Peerless® Series GM™

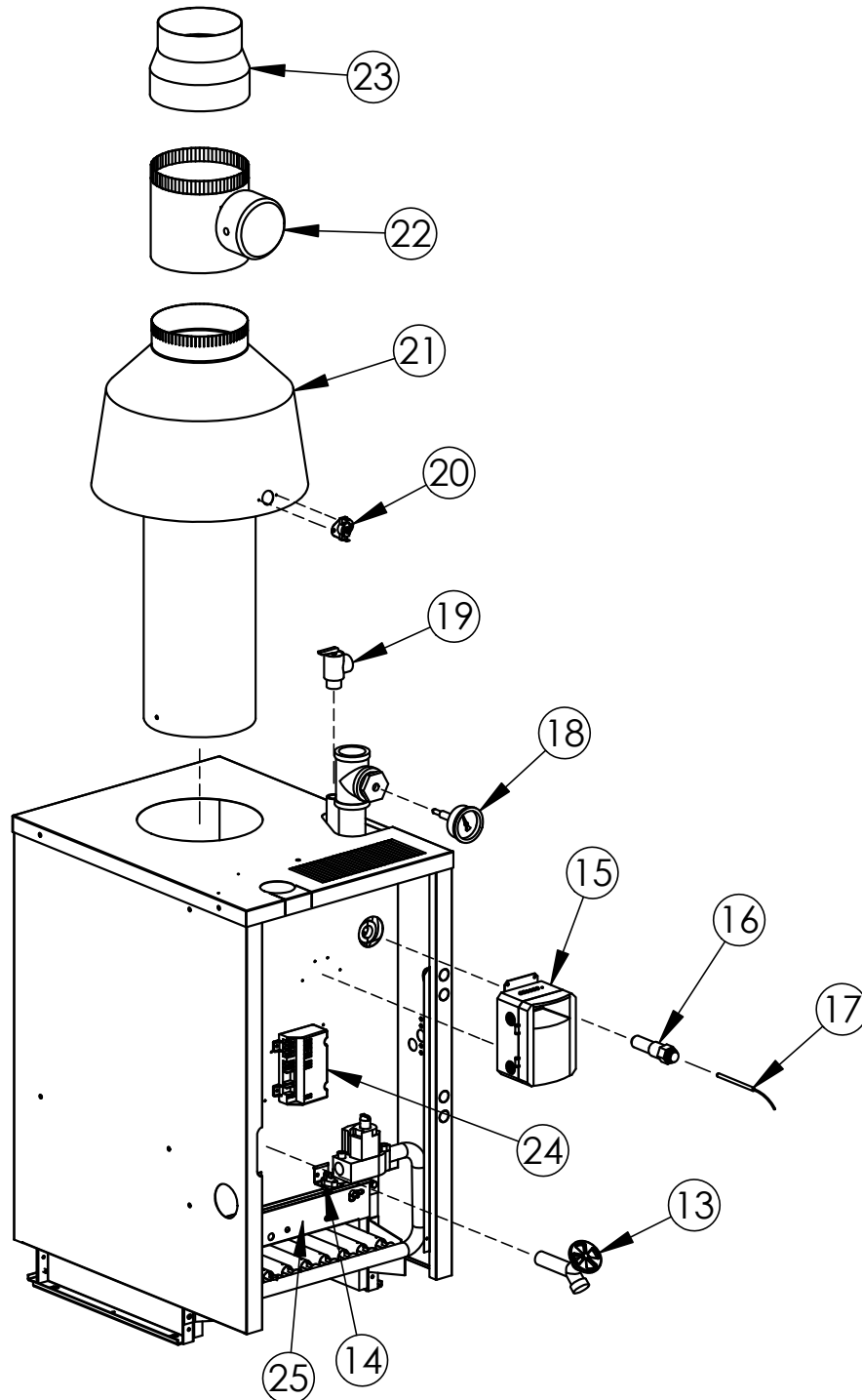
All repair parts orders - no minimum charges.

Please order with code number.

All prices quoted are in U.S. dollars.

All prices subject to change without notice.

All prices F.O.B. Bally, PA





Peerless® Series GM™

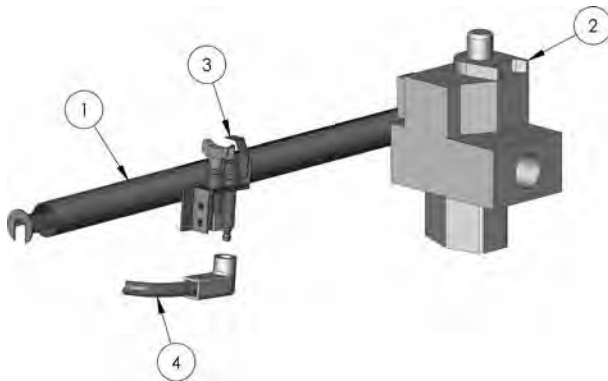
All repair parts orders - no minimum charges.
Please order with code number.
All prices quoted are in U.S. dollars.
All prices subject to change without notice.
All prices F.O.B. Bally, PA

	Description	Quantity Required	Stock Code
13	Drain Valve Howe DV22-01-01	1	50764
14	Flame Rollout Safety Shutoff Switch	1	51587
N/S	Transformer RIB TR40VA001 120/24 40VA	1	50791
15	Honeywell L4080B-1261 Limit, (Earlier Models Only)	☼	50539
	Limit Control, Hydrolevel HydroStat 3200, with sensor	1	50334
16	Well 3/4" NPT Well Std Length, (Earlier Models Only)	☼	50723
16	Immersion Well, Hydrolevel	1	50723
17	Sensor, Hydrolevel	1	50552
18	Temperature-Pressure Gage [30, 50 PSI (207 kPa, 345 kPa) safety relief valve]	1	51324
	Temperature-Pressure Gage [80, 100 PSI (552 kPa, 689 kPa) safety relief valve]	☼	55846
19	Safety Relief Valve, 30 PSI (207 kPa)	1	50501
	Safety Relief Valve, 50 PSI (345 kPa)	☼	51028
	Safety Relief Valve, 80 PSI (552 kPa)	☼	54495
	Safety Relief Valve, 100 PSI (689 kPa)	☼	50118
20	Blocked Vent Spill Switch, 250°F (Vent Safety Shutoff)	1	50042
21	8" Diameter Draft Hood Current – GM-e-05	1	90995
	9" DiameterDraft Hood Current – GM-e-06	1	90996
	10" DiameterDraft Hood Current – GM-07, GM-08	1	90997
22	7"Automatic Vent Damper, (Earlier Models Only)	1	90610
	8" Automatic Vent Damper for	1	90615
	9" Automatic Vent Damper	1	50167
	10" Automatic Vent Dampers	1	50168
23	Vent Reducer with Restrictor, GM-e-05 (8" x 7")	1	50373
	Vent Reducer with Restrictor, GM-e-06 (9" x 8")	1	50374
24	Ignition Control -HW, SS8610M-1024, NAT, ☼	1	50672
25	Burner Access Panel – GM-e-05	1	91266
	Burner Access Panel – GM-e-06	1	91267
	Burner Access Panel – GM-07	1	91268
	Burner Access Panel – GM-08	1	91269
–	Conversion Kit, GM From SPRK LP TO SPRK N	1	91106
–	Conversion Kit, GM From SPRK N TO SPRK LP	1	91107

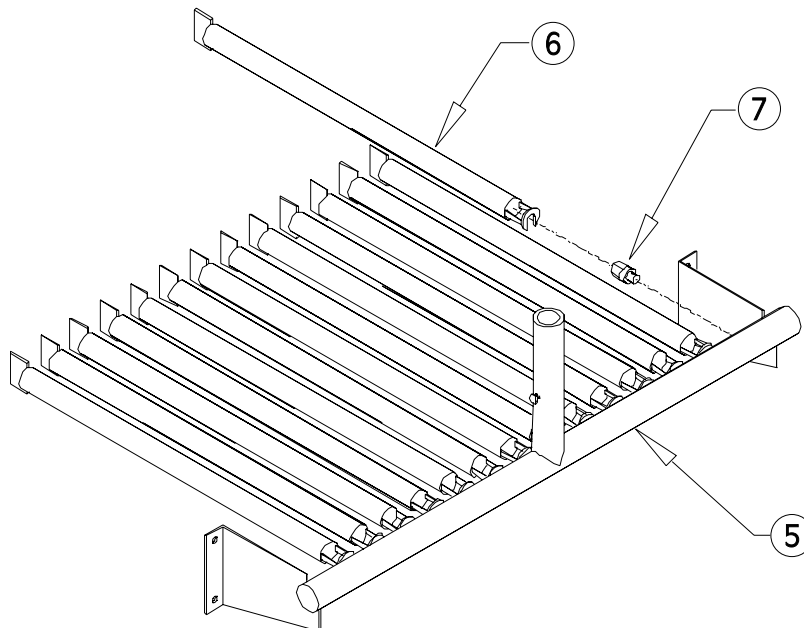


Peerless® Series GM™ -e-07

All repair parts orders - no minimum charges.
Please order with code number.
All prices quoted are in U.S. dollars.
All prices subject to change without notice.
All prices F.O.B. Bally, PA



Gas Valve and Pilot, Intermittent Ignition, Current





Peerless® Series GM™ -e-07

All repair parts orders - no minimum charges.
 Please order with code number.
 All prices quoted are in U.S. dollars.
 All prices subject to change without notice.
 All prices F.O.B. Bally, PA

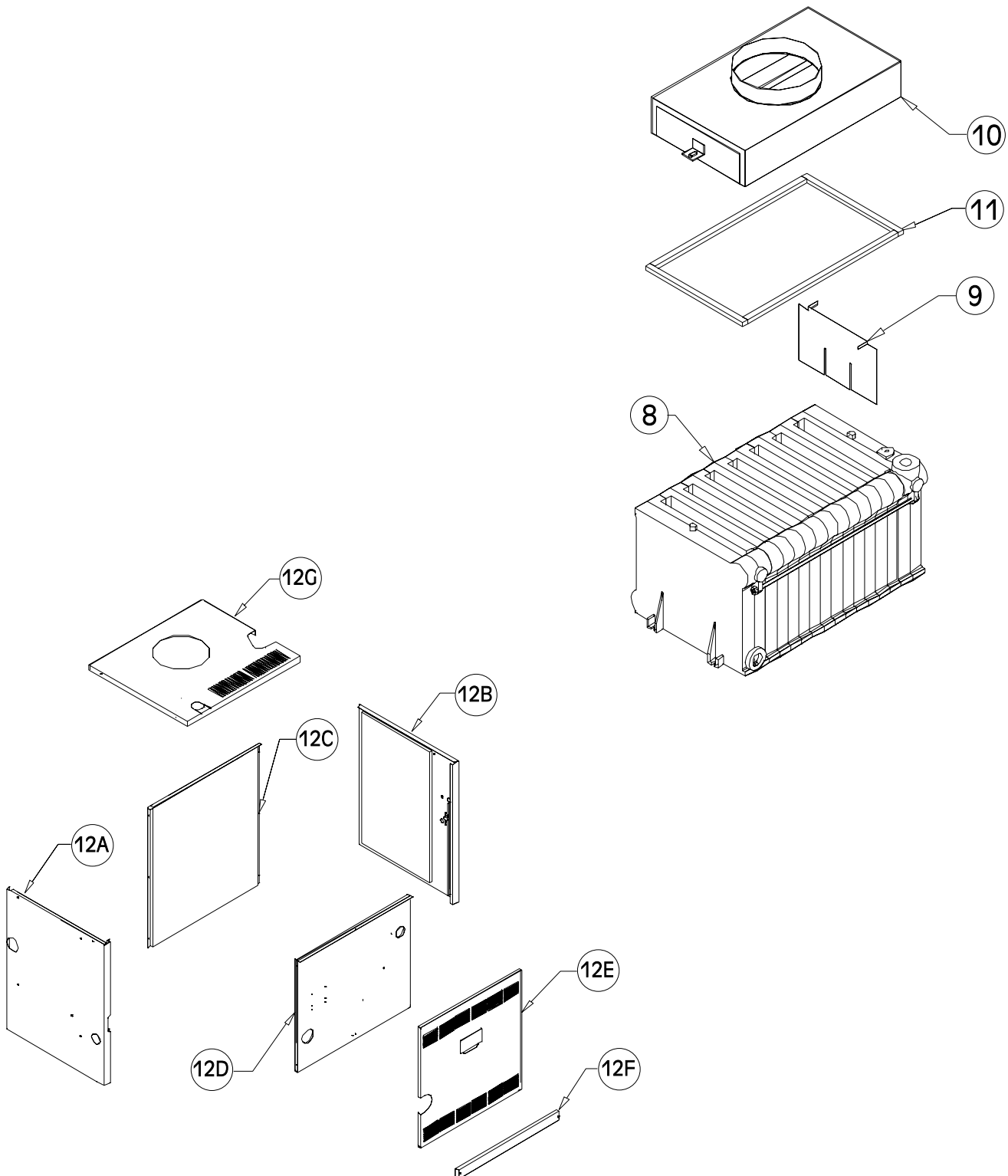
	Description	Quantity Required	Stock Code
1	Main Burner w/ Pilot Bracket	1	50163
2	Honeywell VR8304M4002 3/4" Gas Valve – Natural Gas	1	50589
	Honeywell VR8304P-4314 Gas Valve – LP Gas	1	50724
3	Honeywell Q3481B1644/B .024 w/Cable - Pilot Assembly NAT-SPRK	1	50996
	Honeywell 3481B1529/B .016 AB – w/Cable Pilot Assembly LP - SPRK	1	50997
4	Honeywell Ignition Control - S86610M3009 NAT, ⚡	1	50672

	Description	Quantity Required	Stock Code
–	Kit GM--07, Gas Conversion Kit – FROM SPRK-LP TO SPRK-N, Current	⚡	91106
–	Kit GM--07, Gas Conversion Kit – FROM SPRK-N TO SPRK-LP, Current	⚡	91107
5	Gas Manifold	1	50714
6	Main Burner	13	50192
N/S	Spill Switch	1	50042
N/S	Burner Retention Clip	1	51540
7	Orifice Spud, #42 – Natural Gas	12	7159
	Orifice Spud, #42 – LP Gas	12	7066



Peerless® Series GM™ -e-07

All repair parts orders - no minimum charges.
Please order with code number.
All prices quoted are in U.S. dollars.
All prices subject to change without notice.
All prices F.O.B. Bally, PA





Peerless® Series GM™ -e-07

All repair parts orders - no minimum charges.

Please order with code number.

All prices quoted are in U.S. dollars.

All prices subject to change without notice.

All prices F.O.B. Bally, PA

	Description	Quantity Required	Stock Code
1	Base (Complete Base, Includes Insulation and Hardware)	1	51085
	Acess Panel	1	91268
3	Base Blanket Seal (7Ft.) ** Priced Per foot **	7	50867
	Block	1	91043
9	Flue Baffle, Qty. (6)	1	51616
10	Flue Collector – (requires 6' of Blanket Strips Item #11)	1	91087
11	Flue Collector Blanket Seal, (7Ft.) ** Priced Per foot **	7	50866
N/S	Base Seal, (7Ft.) ** Priced Per foot **	7	50867
12	Jacket Assembly (Complete Jacket*)	1	90467
	*Complete Jacket Consists of:		
12A	Left Side Panel		
12B	Right Side Panel		
12C	Rear Panel		
12D	Inner Front Panel		
12E	Removable Front Panel		
12F	Lower Front Panel		
12G	Top Panel		

Peerless® Series GM™-e-07

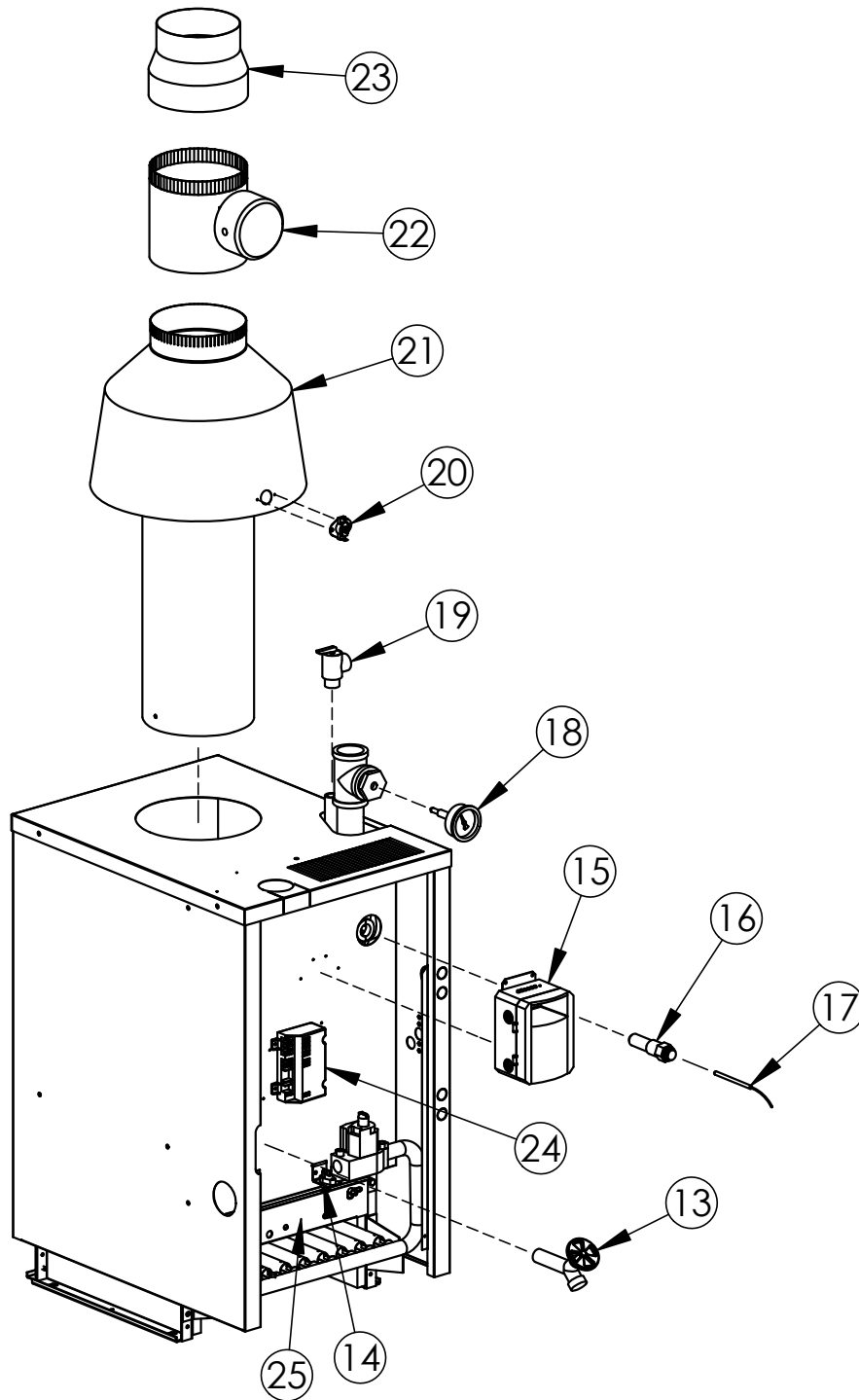
All repair parts orders - no minimum charges.

Please order with code number.

All prices quoted are in U.S. dollars.

All prices subject to change without notice.

All prices F.O.B. Bally, PA





Peerless® Series GM™ -e-07

All repair parts orders - no minimum charges.
Please order with code number.
All prices quoted are in U.S. dollars.
All prices subject to change without notice.
All prices F.O.B. Bally, PA

	Description	Quantity Required	Stock Code
13	Drain Valve Howe DV22-01-01	1	50764
14	Flame Rollout Safety Shutoff Switch	1	51587
N/S	Transformer RIB TR40VA001 120/24 40VA	1	50791
15	Honeywell L4080B-1261 Limit, (Earlier Models Only)	☼	50539
	Limit Control, Hydrolevel HydroStat 3200, with sensor	1	50334
16	Well 3/4" NPT Well Std Length, (Earlier Models Only)	☼	50723
16	Immersion Well, Hydrolevel	1	50723
17	Sensor, Hydrolevel	1	54522
18	Temperature-Pressure Gage [30, 50 PSI (207 kPa, 345 kPa) safety relief valve]	1	51324
	Temperature-Pressure Gage [80, 100 PSI (552 kPa, 689 kPa) safety relief valve]	☼	55846
19	Safety Relief Valve, 30 PSI (207 kPa)	1	50501
	Safety Relief Valve, 50 PSI (345 kPa)	☼	51028
	Safety Relief Valve, 80 PSI (552 kPa)	☼	54495
	Safety Relief Valve, 100 PSI (689 kPa)	☼	50118
20	Blocked Vent Spill Switch, 250°F (Vent Safety Shutoff)	1	50042
21	10" Diameter Draft Hood Current	1	90997
22	10" Automatic Vent Dampers	1	50168
24	Ignition Control -HW, SS8610M-1024, NAT, ☼	1	50672
25	Burner Access Panel – GM-e-07	1	91268
–	Conversion Kit, GM From SPRK LP TO SPRK N	1	91106
–	Conversion Kit, GM From SPRK N TO SPRK LP	1	91107

Peerless® Series 211A™

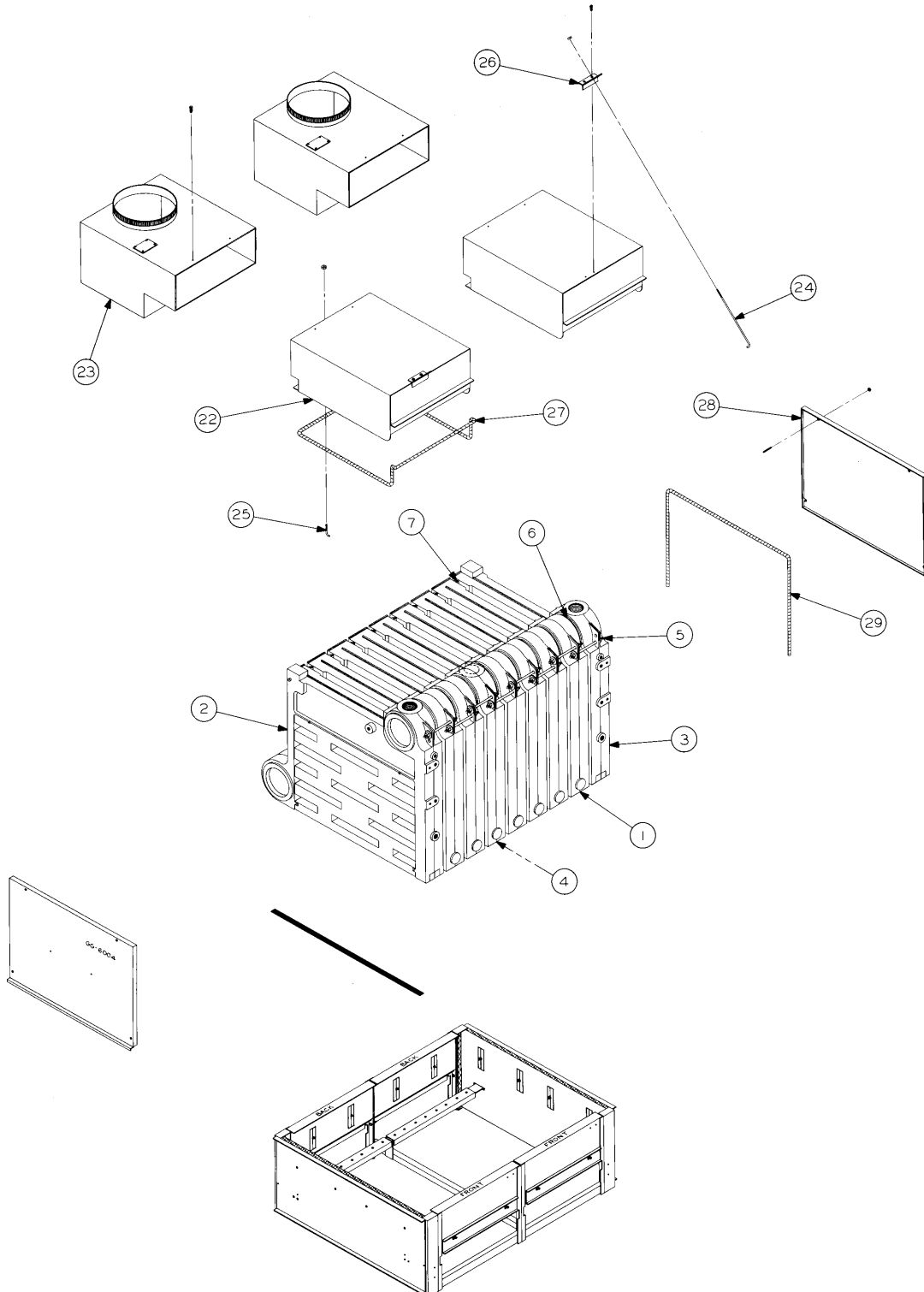
All repair parts orders - no minimum charges.

Please order with code number.

All prices quoted are in U.S. dollars.

All prices subject to change without notice.

All prices F.O.B. Bally, PA





Peerless® Series 211A™

All repair parts orders - no minimum charges.
Please order with code number.
All prices quoted are in U.S. dollars.
All prices subject to change without notice.
All prices F.O.B. Bally, PA

	Description	Quantity Required	Stock Code
1	50# Right Hand End Section – GG1024	1	90059
2	50# Left Hand End Section – GG1023	1	90625
3	50# Plain Intermediate Section – GG1000	–	90356
4	50# Tapped Intermediate Section (Top Tappings) – GG1025	–	90065
–	50# Plain Intermediate Section w/ Insp. Tapping (Bottom Tappings) – GG1000-2	–	90358
–	80# Right Hand End Section – GG1024-1	–	90060
–	80# Left Hand End Section – GG1023-1	–	90626
–	80# Plain Intermediate Section – GG1000-1	–	90357
–	80# Tapped Intermediate Section – GG1025-1	–	90066
–	80# Plain Intermediate Section w/ Insp. Tapping – GG1000-3	–	90359
5	Tie Rod, 2 per Joint	2	90090
6	Flow Port Gasket, 2 per Section	2	51670
7	Hi Temp Rope for Sections, 5/8" (16 mm) ** Price per foot **	7.ft	55723
N/S	Section Assy Kit, 8 Seals, Rope Hardware Pyroseal (4/5 Section)	–	GG1030
N/S	Section Assy Kit, 10 Seals, Rope Hardware Pyroseal (6 Section)	–	GG1030-1
N/S	Section Assy Kit, 12 Seals, Rope Hardware Pyroseal (7 Section)	–	GG1030-2
N/S	Section Assy Kit, 14 Seals, Rope Hardware Pyroseal (8 Section)	–	GG1030-3
8	Base Right End Panel w/ Insulation	1	90737
	Base Left End Panel w/ Insulation	1	90738
8a	Knitted Tape 1 X 1/16 X 7ft.	1	99
9	Base Front Panel Sub-Assembly w/ Insulation – 16-7/8" (429 mm) Wide 211A-04	1	90932
	Base Front Panel Sub-Assembly w/ Insulation – 22-1/2" (571 mm) Wide 211A-05	1	91800
	Base Front Panel Sub-Assembly w/ Insulation – 28-1/8" (714 mm) Wide 211A-06	1	91801
	Base Front Panel Sub-Assembly w/ Insulation – 33-3/4" (857 mm) Wide 211A-07	1	91802
	Base Front Panel Sub-Assembly w/ Insulation – 39-3/8" (1 m) Wide 211A-08	1	91803
10	Base Back Panel Sub-Assembly w/ Insulation – 16-7/8" (429 mm) Wide 211A-04	1	90934
	Base Back Panel Sub-Assembly w/ Insulation – 22-1/2" (571 mm) Wide 211A-05	1	91804
	Base Back Panel Sub-Assembly w/ Insulation – 28-1/8" (714 mm) Wide 211A-06	1	91805
	Base Back Panel Sub-Assembly w/ Insulation – 33-3/4" (857 mm) Wide 211A-07	1	91806
	Base Back Panel Sub-Assembly w/ Insulation – 39-3/8" (1 m) Wide 211A-08	1	91807
11	Base Front or Back Panel Insulation – For 16-7/8" (429 mm) Wide Panel 211A-04	1	50848
	Base Front or Back Panel Insulation – For 22-1/2" (571 mm) Wide Panel 211A-05	1	50849
	Base Front or Back Panel Insulation – For 28-1/8" (714 mm) Wide Panel 211A-06	1	50850
	Base Front or Back Panel Insulation – For 33-3/4" (857 mm) Wide Panel 211A-07	1	50851
	Base Front or Back Panel Insulation – For 39-3/8" (1 m) Wide Panel 211A-08	1	50852
12	Base Left/Right End Panel Insulation	2	50853
13	Insulation Fastener, 1-1/2" x 5" 16 Gauge, (12 per base)	1	GG2104
13a	Bolt 10-24x1-1/2" RD, SS, (12 per base), Local Hdw Supply	–	–
13b	Nut, 10-24x SS, (12 per base), Local Hdw Supply	–	–
14	Burner Support Channel Clip	2	90590
15	Burner Support Channel – For 16-7/8" (429 mm) Wide Base Panel 211A-04	1	90585
	Burner Support Channel – For 22-1/2" (571 mm) Wide Base Panel 211A-05	1	90586
	Burner Support Channel – For 28-1/8" (714 mm) Wide Base Panel 211A-06	1	90587
	Burner Support Channel – For 33-3/4" (857 mm) Wide Base Panel 211A-07	1	90588
	Burner Support Channel – For 39-3/8" (1 m) Wide Base Panel 211A-08	1	90589
16	Angle Tie Brace (Angle Tie Brace Assembly)	1	90326



Peerless® Series 211A™

All repair parts orders - no minimum charges.
Please order with code number.
All prices quoted are in U.S. dollars.
All prices subject to change without notice.
All prices F.O.B. Bally, PA

	Description	Quantity Required	Stock Code
17	Base Front Panel Cover Plate – 14-3/4" (375 mm) Wide Base Panel 211A-04	1	90316
	Base Front Panel Cover Plate – 20-3/8" (518 mm) Wide Base Panel 211A-05	1	90318
	Base Front Panel Cover Plate – 26" (660 mm) Wide Base Panel 211A-06	1	90320
	Base Front Panel Cover Plate – 31-5/8" (803 mm) Wide Base Panel 211A-07	1	90322
	Base Front Panel Cover Plate – 37-1/4" (946 mm) Wide Base Panel 211A-08	1	90324
18	Base Back Panel Cover Plate – 14-3/4" (375 mm) Wide Base Panel 211A-04	1	90317
	Base Back Panel Cover Plate – 20-3/8" (518 mm) Wide Base Panel 211A-05	1	90319
	Base Back Panel Cover Plate – 26" (660 mm) Wide Base Panel 211A-06	1	90321
	Base Back Panel Cover Plate – 31 -5/8" (803 mm) Wide Base Panel 211A-07	1	90323
	Base Back Panel Cover Plate – 37-1/4" (946 mm) Wide Base Panel 211A-08	1	90325
21	Steel Burner (specify qty. required, see manual)	–	51045
	Steel Burner w/ Pilot Mounting Clip (specify, see manual)	–	51046
–	Burner Support Clip GG2070	1	90590
22	Flue Collector – 16" (406 mm) Wide, Box-14A	1	90557
	Flue Collector – 21-9/16" (548 mm) Wide, Box-14B	1	90558
	Flue Collector – 27-1/8" (689 mm) Wide, Box-14C	1	90559
23	Draft Hood – For GG-5000 w/ 12" (305 mm) Dia. Outlet	1	90399
	Draft Hood – For GG-5000-1 w/ 12" (305 mm) Dia. Outlet	1	90400
	Draft Hood – For GG-5000-1 w/ 14" (356 mm) Dia. Outlet	1	90401
	Draft Hood – For GG-5000-2 w/ 14" (356 mm) Dia. Outlet	1	90402
24	Front Flue Collector Hook Bolt, Per Collector (Long)	1	GG5003
25	Black Flue Collector Hook Bolt, Per Collector (Short)	1	GG5004
26	Flue Collector Mounting Bracket, Per Collector	1	GG5005
27	Hi Temp Rope for Flue Collector, 5/8" (16 mm) ** Price per foot **	2 ft	55723
28	Cleanout Cover Plate Sub-Assembly – Set of 2	1	90489
29	Hi Temp Rope for Cleanout Cover Plate, 5/8" (2 ft per Cleanout]	1	55723
–	Common End Panel and Cleanout Cover Plate Assembly – Carton No. 12	1	90282
–	Intermediate Panel Jacket Assembly – Carton No. 12A	1	90283
–	Intermediate Panel Jacket Assembly – Carton No. 12B	1	90284
–	Intermediate Panel Jacket Assembly – Carton No. 12C	1	90285
–	Intermediate Panel Jacket Assembly – Carton No. 12D	1	90286
–	Intermediate Panel Jacket Assembly – Carton No. 12E	1	90287
–	Steam Gauge (steam boilers only)	1	51769
–	Gauge Glass Set (steam boilers only)	1	50513
–	Hi Temp Sealing Cement	1	55726
–	Rope Seal Adhesive, Sta-Put Spray	–	55485
–	Orifice Spud (specify gas and altitude) – X4026	–	51729
–	CTN 211A Clean Out Cover Plate w/ Hardware	–	90489



PeerlessBoilers.com

Peerless® Series 211A™

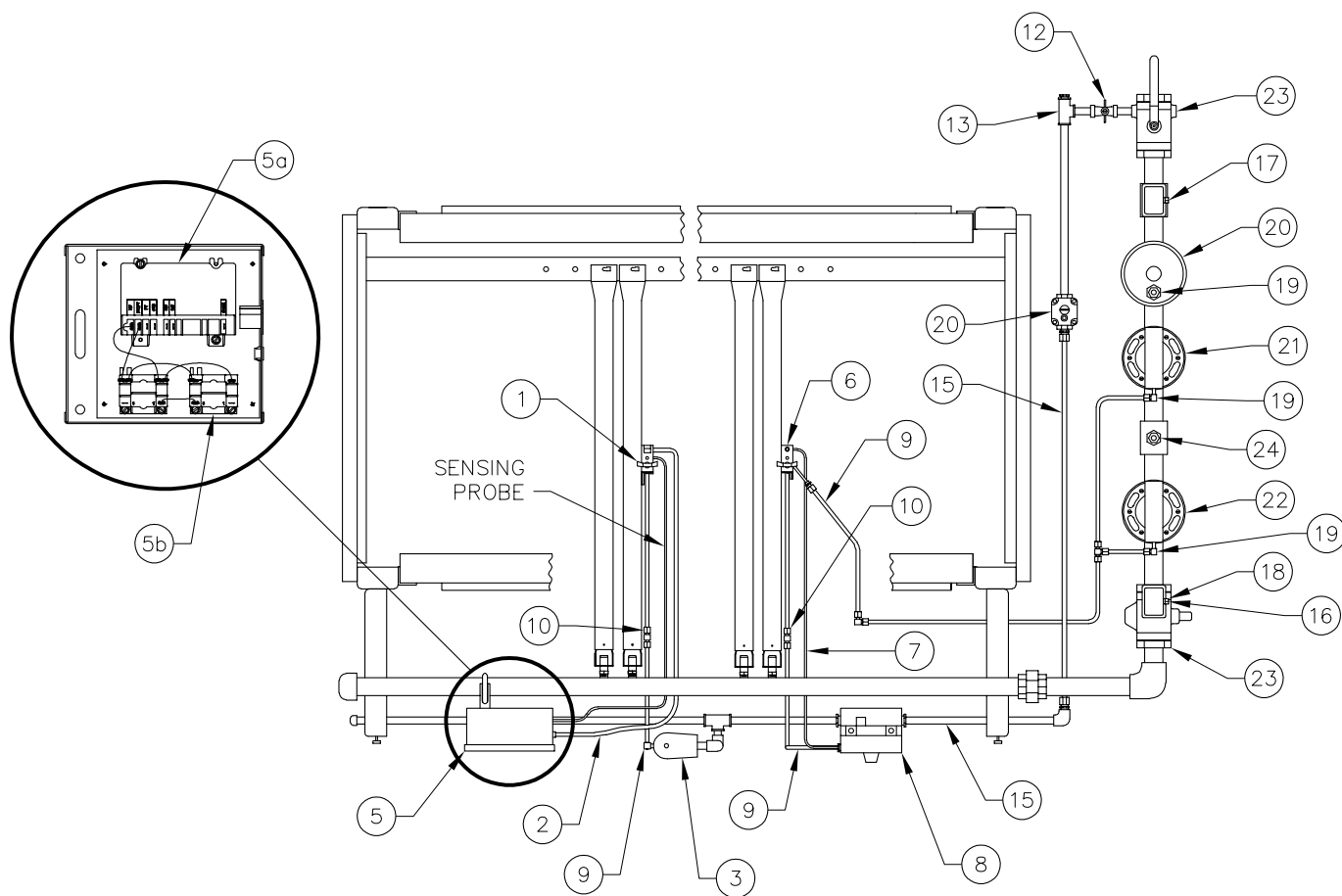
All repair parts orders - no minimum charges.

Please order with code number.

All prices quoted are in U.S. dollars.

All prices subject to change without notice.

All prices F.O.B. Bally, PA





PeerlessBoilers.com

Peerless® Series 211A™

All repair parts orders - no minimum charges.

Please order with code number.

All prices quoted are in U.S. dollars.

All prices subject to change without notice.

All prices F.O.B. Bally, PA

	Description	Quantity Required	Stock Code
Spark(E/E) Ignition System			
N/S	RM7890A Sprk (obsolete 2008)	1	50658
N/S	RM7890A-1056 (OBS, see 50175)	1	50665
N/S	CTRL RM7890A2056 (Replaces 50665)	1	50175
N/S	Subbase Honeywell Q7800B2003	1	50166
N/S	Ignition Transformer (E-E system)	1	51299
1b	KIT Sprk NAT W/WIRE ASSY (OBS 2020)	1	90462
1b	KIT Sprk NAT Pilot Assy Q179 Nat.	1	51036
1b	KIT Sprk NAT Pilot Assy Q179 LP	1	51037
3b	120V Pilot Gas Valve Baso H91BA-3 1/4"	1	50753
Standing E-M Ignition System			
N/S	RM7890C Stdg (obsolete 2013)	1	50659
N/S	HSP to E1E Converts Sys STDG to SPRKR7890A	1	90931
1a	KIT Stdg NAT w/ Wire & Thermocouple Assy (obsolete 2013)	1	90463
N/S	Orifice LP for Stdg Pilot †	1	50635
3	Thermo-Pilot Gas Valve Baso H17CA-1 3/8	1	50752
8	3/8" Standing Aux. Pilot Valve Nat & LP	1	50752
6	Standing Aux. Pilot	1	50556
6	Standing Aux. Pilot , LP STDG .014 AB	1	50557
7	36" Lead Thermocouple	1	50839
Spark HSP Ignition System			
5a	Ign Ctrl Hon S8610M3009	1	50672
1	Pilot - (HSP) Nat. 0.22 AB Orifice	1	50996
2	*Ignition & Sensing Cable w/32" Green Hi-Temp. Gr. Wire	1	50640
3	24V Pilot Gas Valve Baso H91BG-2, 1/4	1	50754
3b	120V Pilot Gas Valve Baso H91BA-3 1/4	1	50753
5b	*Switching Relay, (for 120V Gas Valves)	1	50566
	Transformer - 40VA	1	50791
	Transformer - 100VA	1	51716
5	Ignition Control Mtg. Box	1	X3009
6	Standing Aux. Pilot	1	50556
7	Standing Aux. Pilot Thermocouple	1	50839
8	Thermo-Pilot Gas Valve Baso H17CA-1 3/8 for Aux Pilot	1	50752
9	1/4" Pilot Tubing, alum. ** Price per foot **	1	718
10	1/4" Union Compression, Brass ** Price per foot **	1	769
N/S	Bleed Clip	1	50636
Misc gas train			
12	1/4" Gas Pilot Shut Off valve	1	50559
13	Adapter 3/8" x 1/4"	1	53
14	Bleed restrictor, (Main valve bleed)	1	50631
15	3/8" Pilot Tubing, alum. ** Price per foot **	1	719
16	1/8" Leak test cock Kit w/ plug, fittings assembly	1	90957

	Description	Quantity Required	Stock Code
Gas switches			
17	Low Gas Pressure Switch, MR	1	50845
18	High Gas Pressure Switch, MR	1	50844
19	Vent limit,	1	50656
Regulators			
20	1/4" Gas Regulator	1	50643
	3/4" Gas Regulator	1	50644
	1" Gas Regulator	1	50645
	1-1/4" Gas Regulator	1	50647
	1-1/2" Gas Regulator	1	50646
	2" Gas Regulator	1	50648
	2-1/2" Gas Regulator	1	50642
	3" Gas Regulator	1	50641
120 Volt Diaphragm Valves			
21-22	1" NPT. 120 Volt Diaphragm Valves	1	50598
	1-1/4" NPT. 120 Volt Diaphragm Valves	1	50599
	1-1/2" NPT. 120 Volt Diaphragm Valves	1	50600
	2" NPT. 120 Volt Diaphragm Valves	1	50601
	2-1/2" NPT. 120 Volt Diaphragm Valves.	1	50602
	3" NPT. 120 Volt Diaphragm Valves	1	50603
120 Volt Solenoid Valves			
21-22	1" NPT. 120 Volt Solenoid Valves (obsolete 2007)	1	50741
	1 1/4" NPT. 120 Volt Solenoid Valves	1	50743
	1 1/2" NPT. 120 Volt Solenoid Valves (obsolete 2007)	1	50744
	2" NPT. 120 Volt Solenoid Valves	1	50746
	2 1/2" NPT. 120 Volt Solenoid Valves	1	50747
	3 " NPT. 120 Volt Solenoid Valves (obsolete 2007)	1	50745
Shut Off Valves			
23	1/4" F X 1/4" F Pilot Ball Valve	2	50599
	1", LH SHUT-OFF	2	51703
	1-1/4", LH SHUT-OFF	2	51704
	1-1/2", LH SHUT-OFF	2	51705
	50-GB7-A1 2", LH SHUT-OFF	2	51706
	50-803-08, 2-1/2", LH SHUT-OFF	2	50524
	64-100-01, 3", LH SHUT-OFF	2	50568



All prices F.O.B. Bally, PA





PeerlessBoilers.com

Peerless® Series WV-DV™

All repair parts orders - no minimum charges.

Please order with code number.

All prices quoted are in U.S. dollars.

All prices subject to change without notice.

All prices F.O.B. Bally, PA

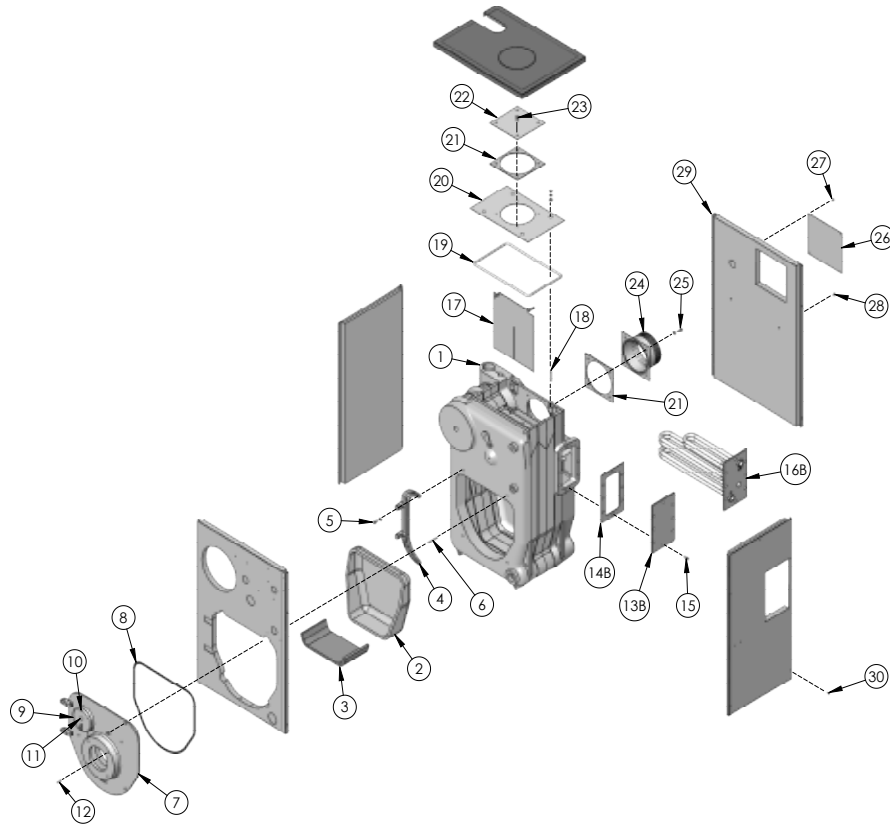
	Description	Quantity Required	Stock Code
1	Block Assembly Water – WPCT-03	1	90183
	Block Assembly Water – WPCT-04	1	90184
	Block Assembly Water – WPC-03	1	90186
	Block Assembly Water – WPC-04	1	90187
1a	2" Push Nipple (1) per Section	1	51543
1b	6" Push Nipple (1) per Section	1	51546
2	Target Wall	1	50795
3	Base Liner, Insulation Blanket 1/2" x 3" x 14" (Obs 4/05)	1	50856
	Base Liner, Insulation Blanket 1/2" x 6" x 14"	1	50857
	Base Liner, Insulation Blanket 1/2" x 10 1/2" x 14"	1	50858
4	Swing Door Hinge	1	7240
5	Burner Mounting Plate Assembly	1	90137
–	Burner Mounting Plate Insulation	1	50794
–	Flame Observation Assembly	1	90754
5a	Flame Observation Cover Plate	1	SC1012
5b	Face Gasket	1	50230
5c	Pyrex Observation Window	1	51681
5d	Ring Gasket	1	50229
5e	Observation Glass Holder	–	–
5f	#10-32 X 3/4, Screw Sltd RD HD 18-8 SS , (Local Hdwr Supply)	2	–
6	Burner Mounting Plate Rope Seal, 3/8" ** Price Per Foot **	5 ft	51211
7	Steel Cover Plate (Front) Water	1	99812
8	Rubber Gasket (Front Plate)	1	51800
9	Tankless Coil – WV-DV-03	1	90637
	Tankless Coil – WV-DV-04	1	90534
10	Flue Collector Plate Blanket Seal	1	90999
11	Flue Collector Cover Plate 3 Section	1	50245
	Flue Collector Cover Plate 4 Section	1	50253
12	1/4" Rope Seal,(2ft.) ** Price Per Foot **	2.ft	51209
13	Rear Outlet Cover Plate	1	90563
14	6" Flue Collar Adapter, Water	1	90568
	6" Flue Collar Adapter, Steam	1	90386
15	Jacket Assembly – WV-DV-03	1	90098
	Jacket Assembly – WV-DV-04	1	90418
Water Controls for Tankless Coil Boilers			
N/S	Triple Aquastat, L8124A-1102 130-240, (HW Obsolete 1/08) w/Coil	\$	–
N/S	Triple Aquastat, L8124C-1102 130-240, (HW Obsolete 1/08) w/Coil	\$	50704
N/S	Electronic Triple Aquastat,L7224C-1004 , (12" Sensor) (180-240)	\$	50703
Special Water Controls for Tankless Coil Boilers			
N/S	Electronic Triple Aquastat , L7224U1002, (12" Sensor) (S/O)	\$	50690
N/S	3/4" Well std ("A"), 123-0870A	\$	50629
N/S	3/4" Well extended ("C"), 123-0871A	\$	50630
Water Controls			
N/S	3250, Oil I Reset & Lwco, Hydrolevel	☼	50343
N/S	Bracket / Sensor Assy, Hydrostat Surface Mt. 12", 48-103 Hydrostat	☼	54522
N/S	3/4" NPT Well, 48-202 Hydrostat	☼	50792
Vent Components			
N/S	ZFLEX APPL Termination Adapter	1	7577
N/S	ZFLEX APPL Adapter	1	7576
N/S	Riello Burner Adapter	1	7615
N/S	Tube of Sealant, RTV-106 or RTV-108, (Local Hdwr Supply)	1	–
N/S	Concentric Vent Termination Kit	1	91776
N/S	Rope Seal for Flue Outlet Collar ** Price Per Foot **	4.ft	51209
N/S	Rope Seal for Combustion Chamber ** Price Per Foot **	6.ft	51210

§ Limited availability of parts

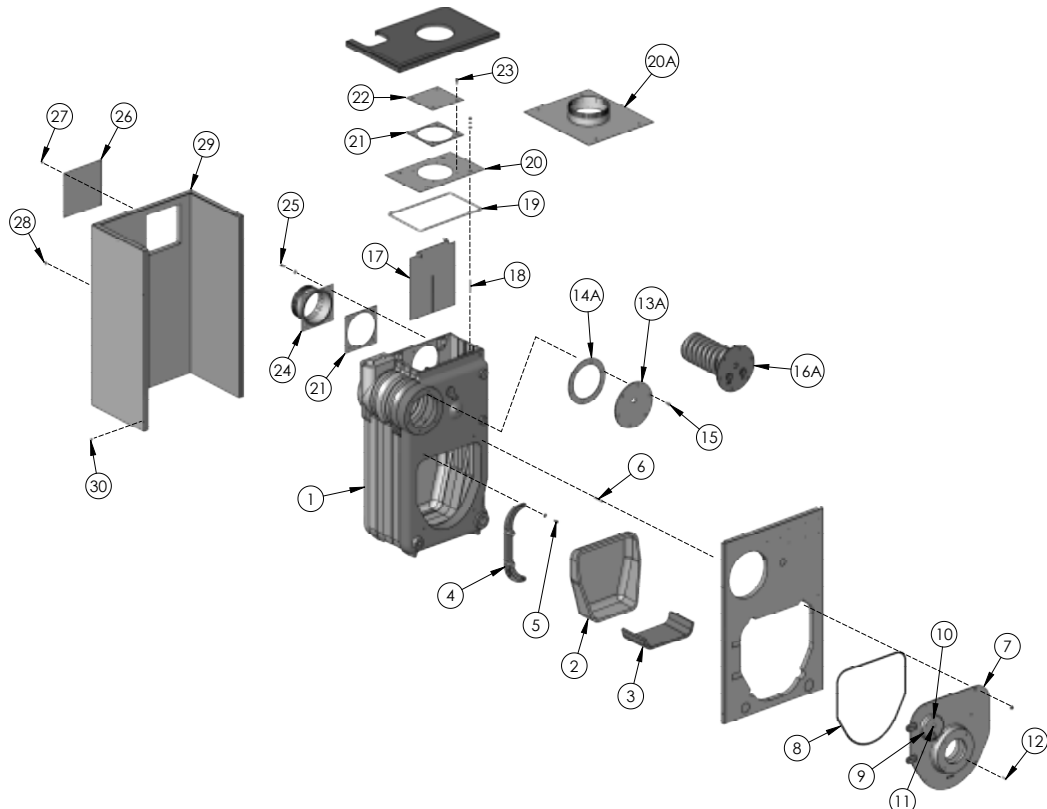


Peerless® Series WBV®

All repair parts orders - no minimum charges.
Please order with code number.
All prices quoted are in U.S. dollars.
All prices subject to change without notice.
All prices F.O.B. Bally, PA



Steam Boiler



Water Boiler



PeerlessBoilers.com

Peerless® Series WBV®

All repair parts orders - no minimum charges.

Please order with code number.

All prices quoted are in U.S. dollars.

All prices subject to change without notice.

All prices F.O.B. Bally, PA

	Description	Quantity Required	Stock Code
1	Block Assembly – Water – WBV-e-03 (open)	1	90190
	Block Assembly – Water – WBV-e-04 (open)	1	90191
	Block Assembly – Water – WBV-e-05 (open)	1	90192
	Block Assembly – Water – WBV-e-03 (closed)	1	90348
	Block Assembly – Water – WBV-e-04 (closed)	1	90349
	Block Assembly – Steam – WBV-e-03 (open)	1	90707
	Block Assembly – Steam – WBV-e-04 (open)	1	90708
	Block Assembly – Steam – WBV-e-03 (closed)	1	90193
	Block Assembly – Steam – WBV-e-04 (closed)	1	90194
2	Target Wall	1	50795
3	Base Liner, Insulation Blanket 1/2" x 6" x 14" 4 Section	1	50857
	Base Liner, Insulation Blanket 1/2" x 10 1/2" x 14" 5 Section	1	50858
3a	Combustion Chamber Replacement Kit, incl. 2,3,6 7 Plate Insulation w/ Hardware	1	50693
4	Swing Door Hinge Kit , 5/16" x 1-1/2" Pins	1	7240
5	Bolt, 5/16-18 x 5/8" Lg., Hex HD (Hinge to Block)	2	91588
6	Stud, 5/16-18 x 2-1/4" Lg. (Burner Plate to Block)	2	51747
7	Burner Mounting Plate Assembly, ind. 7a, 8, 9, 10, 11	1	90158
7a	Burner Mounting Plate Insulation	1	50794
8	Burner Mounting Plate 1/2" Rope Seal 4.5' Ft	4.5 ft	51211
9	Observation Door (WB, EC, SC, JO-TW51677)	1	51677
10	Observation Door Set Screw (3/8-16 X 1/2), (Local Hdwr Supply)	1	99802
11	Pivot Screw (5/16-18 X 3/4) , (Local Hdwr Supply)	1	7511
12	Stud, 5/16-18 x 1" Lg. (Burner to Plate)	4	51748
13a	Steel Cover Plate (Front) Water Comes with Gasket & Bolts	1	99812
13b	Steel Cover Plate (Rear) Steam Comes with Gasket & Bolts	1	90141
14a	Rubber Gasket (Front) Round	1	51800
14b	Rubber Gasket (Rear Section Plate)	1	51673
15	3/8-16 X 3/4 Hex HD Cap, (Local Hdwr Supply)	6	99788
16a	Tankless Coil,w/ 3 gpm - Water Only	1	90532
	Tankless Coil, 4 & 5 Section - Water Only	1	90534
16b	Tankless Coil, 3 & 4 Section Steam Only	1	90530
17	Flue Baffle	1 per Flue	51613
18	5/16" X 1-1/2 Slts ,Washer & nuts, (Local Hdwr Supply)	4	51754
19	Flue Collector Plate Blanket Seal Kit (Obs 6/17)	1	90999
	1/2" Rope Seal ** Price Per Foot **	5	51211
20	Flue Collector Cover Plate – WBV-e-03	1	90565
	Flue Collector Cover Plate – WBV-e-04	1	90566
20a	Flue Collector Cover Plate – WV-05	1	90562
21	1/4" Rope Seal, (2) ft. , (Obs 6/17) ** Price Per Foot **	2	51209
	Flue Outlet Gasket	1	PP5011
22	Top/Rear Outlet Cover Plate 7"X 7", 3-4 section only	1	90563
23	Screw #14x1/2" Lg., SMS	4	5039
24	6" Flue Collar Adapter, Water	1	90568
	6" Flue Collar Adapter, Steam	1	90386
26	Jacket Cover Plate w/ Hardware	1	51812
25, 27, 28	See Manual for Hardware	-	-
29	Jacket Assembly (Metal) – Water – WBV-e-03	1	90864
	Jacket Assembly (Metal) – Water – WBV-e-04	1	90866
	Jacket Assembly (Metal) – Water – WV-e-05	1	90868
	Jacket Assembly (Metal) – Steam – WBV-e-03	1	90865
	Jacket Assembly (Metal) – Steam – WBV-e-04	1	90867
30	Screw, #10 x 1/2" Lg., SMS	10	99992
-	6" Draft Regulator	1	90724
-	7" Draft Regulator	1	90725



Peerless® Series WBV®

All repair parts orders - no minimum charges.

Please order with code number.

All prices quoted are in U.S. dollars.

All prices subject to change without notice.

All prices F.O.B. Bally, PA

Blank Page



Peerless® Series WBV®

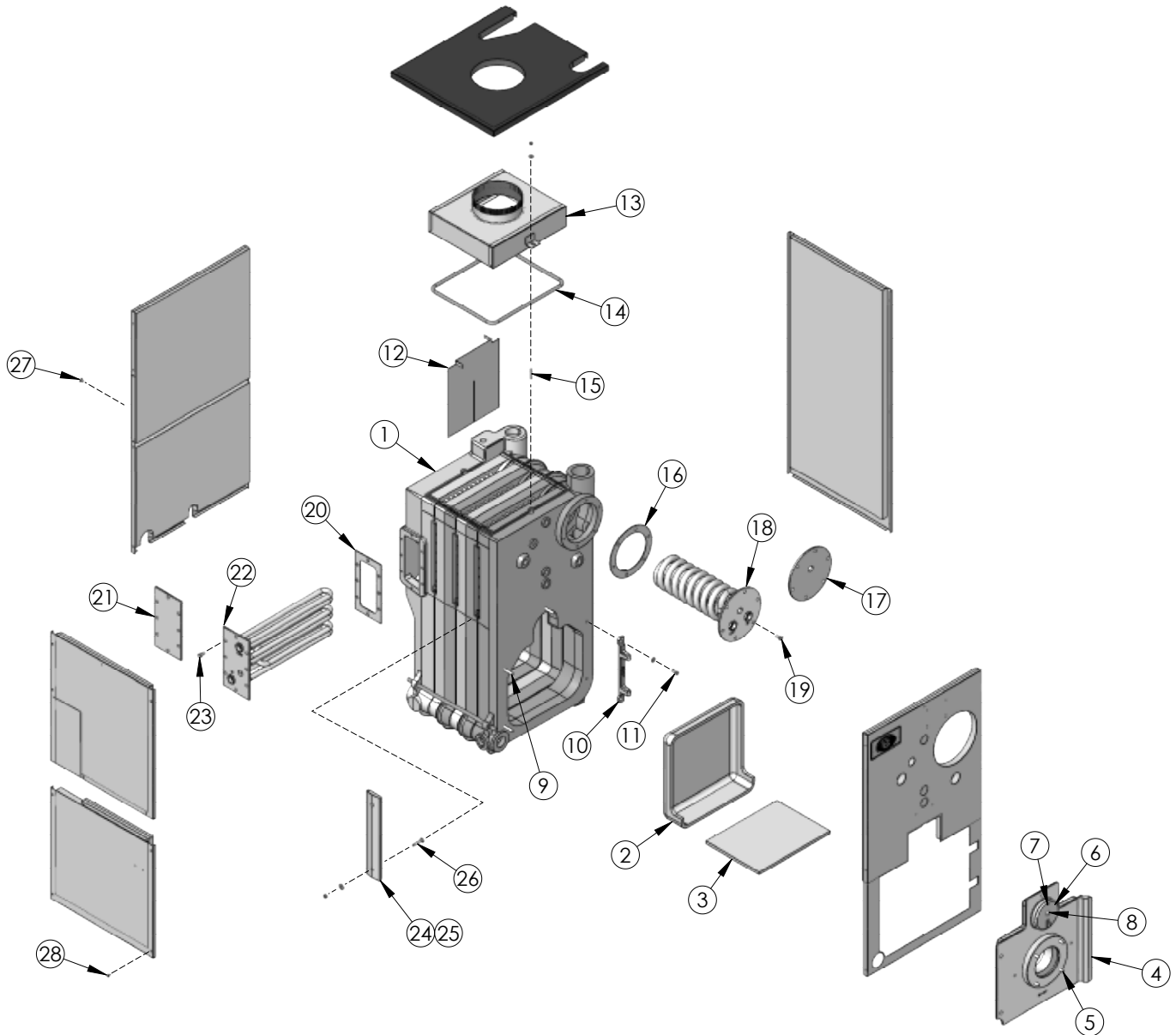
All repair parts orders - no minimum charges.
 Please order with code number.
 All prices quoted are in U.S. dollars.
 All prices subject to change without notice.
 All prices F.O.B. Bally, PA

	Description	Quantity Required	Stock Code
	Water Trim		
N/S	3250, Oil I Reset & Lwco, Hydrolevel	☼	50343
N/S	Sensor Assy, Hydrostat Surface Mt. 12", 48-103 Hydrostat	☼	54522
N/S	3/4" NPT Well, 48-202 Hydrostat	☼	50792
N/S	3/4" Safety Relief Valve, 30PSI	1	50501
N/S	Temperature Pressure Gauge	1	51324
N/S	Drain Valve, 3/4" NPT	1	50764
N/S	Harness Limit Control to Burner - Packaged Water boilers	☼	54507
N/S	Harness, Limit Control to Jbox/Burner - Knowckdown Water Boilers	☼	54554
N/S	Harness, Circulator - Package Water Boilers	☼	X7083
	Steam Trim		
N/S	Presssuretrol, Honeywell, PA404A1009 Standard	1	50549
N/S	Aquastat Limit Honeywell L4006A1058 w/ 3/4" well Optional	1	50535
N/S	Siphon 1/4" NPT, 90 Degree Brass - Probe LWCO Boilers	1	6667
N/S	Siphon 1/4" NPT, 180 Degree Brass - Float LWCO Boilers	1	6666
N/S	7-1/4" Gauge Glass, w/ Valves & Rods	1	50513
N/S	LWCO Hydrolevele CG450 - Probe Boilers	1	29041
N/S	LWCO, McDonnell & Miller 67PE-2 - Float Boiler	1	29003
N/S	Safety Relief Valve, 3/4" NPT, 15 PSIG	1	50510
N/S	Pressure Gauge	1	51325
N/S	Drain Valve, 3/4" NPT	1	50764
N/S	Harness, Probe to Junction Box - Packaged Boilers	1	X7085
N/S	Harness, Probe to Limit Control - Packaged Boilers	1	PP7031
N/S	Harness, Float to Limit Control & Junction Box - Packaged Boiler	1	EC7026
N/S	Harness w/ 4-pin Connector (Mates w/ burner harness at junction box) - KD Steam Boilers	1	EC7025
	Water Controls for Tankless Coil Boilers		
N/S	Triple Aquastat, L8124A-1102 130-240, (HW Obsolete 1/08) w/Coil	\$	-
N/S	Triple Aquastat, L8124C-1102 130-240, (HW Obsolete 1/08) w/Coil	\$	50704
N/S	Electronic Triple Aquastat, L7224C-1004, (12" Sensor) (180-240)	\$	50703
	Special Water Controls for Tankless Coil Boilers		
N/S	3/4" Well std ("A"), 123-0870A	\$	50629
N/S	3/4" Well extended ("C"), 123-0871A	\$	50630

§ Limited availability of parts

Peerless® Series EC™

All repair parts orders - no minimum charges.
 Please order with code number.
 All prices quoted are in U.S. dollars.
 All prices subject to change without notice.
 All prices F.O.B. Bally, PA





PeerlessBoilers.com

Peerless® Series EC™

All repair parts orders - no minimum charges.

Please order with code number.

All prices quoted are in U.S. dollars.

All prices subject to change without notice.

All prices F.O.B. Bally, PA

	Description	Quantity Required	Stock Code
1	Block Assembly – EC-e-03	1	90662
	Block Assembly – EC-e-04	1	90663
	Block Assembly – EC-e-05	1	90657
	Block Assembly – EC-06	1	90661
	Block Assembly – EC(T)-e-03	1	90664
	Block Assembly – EC(T)-e-04	1	90665
	Block Assembly – EC(T)-e-05	1	90658
	Block Assembly – EC(T)-06	1	90660
–	Front Section	1	90006
–	Standard Intermediate Section	–	90000
–	Tapped Intermediate Section w/ 1" LWCO Tap	–	90002
–	Standard Back Section	1	90015
–	Tankless Back Section	–	90038
N/S	Large Push Nipple 1/Section #64 MCC-64	1	51546
N/S	Small Push Nipple 1/Section #12 MCC	1	51543
N/S	Draw Up Washer (large)	2	51163
N/S	Draw Up Washer (small)	2	51165
N/S	Draw Up Clamp Body	2	51146
N/S	Draw Up Clamp Jaws	4	51148
2	Target Wall	1	50768
N/S	Combustion Chamber Kit, EC		50661
3	Base Liner, 1/2" x 14" x 6" EC/EC(T)-e-03	1	50857
	Base Liner, 1/2" x 14" x 10.5" EC/EC(T)-e-04	1	50858
	Base Liner, 1/2" x 14" x 18-3/4" EC/EC(T)-e-05	1	50846
4	Burner Mounting Plate Assembly for Standard Door	1	93530
5	Burner Mounting Plate Studs 5/16-18 x 1" Lg.	4	51748
N/S	Burner Mounting Insulation	1	50765
N/S	High Temp. Rope 1/2" Diameter ** Price Per Foot **	7.ft	55521
N/S	Insulation Hardware for Burner Mtg. Plate	1	95016
6	Observation Door	–	51677
7	Machine Screws 5/16-18 x 3/4" Lg. (Mount Observation Door)	1	99802
8	Machine Screw, 3/8-16 x 1/2" SS (Obs Port)	1	7511
9	5-16" - 18 x 2-1/4" Stud, (Local Hdwr Supply)	4	51747
10	Burner Mounting Plate Hinge Internal (Older Style)	1	51149
10	Burner Mounting Plate Hinge Internal (Current)	1	3920
11	Bolt Hex, Hd. 5/16-18 x 5/8" Lg. (Hinge to block)	2	91588
12	Flue Baffle	1 per flue	51613
13	KIT Flue Collector EC/EC(T)-e-03 EC5000	1	99536
	KIT Flue Collector EC/EC(T)-e-04 EC5000-1	1	99537
	KIT Flue Collector EC/EC(T)-e-05 EC5000-2	1	99538
	KIT Flue Collector EC/EC(T)-06 EC5000-3	1	99539
14	Flue Seal, High Temp. Rope 1/2" Diameter, 7 Ft	7.ft	51211
15	3/8"-16 x 2-1/4" Bolt with Nuts & Washer, (Local Hdwr Supply)	2	51751
16	Round Gasket	1	51800
17	Tankless Cover Plate, KIT (Round) w/ Hardware (Water)	1	99812
18	Tankless Coil (Round) (Optional Water)	1	90534
19	3/8"-16 x 3/4" Hex Hd. Cap, (Local Hdwr Supply)	6	99788
20	Tankless Cover Plate (Rectangular) Gasket (Steam) (EC(T) Models)	1	90547
21	Cover Plate (Rectangular) w/ Gasket & Hardware	1	90140
22	Tankless Heater (Rectangular) (Optional Steam)	1	90546
23	3/8"-16 x 3/4" Hex Hd. Cap, (Local Hdwr Supply)	8	99788
24	Side Cleanout Plate Kit, includes insulation & hardware (03 section)	1	50721
	Side Cleanout Plate Kit, Includes insulation & hardware (04 section)	1	50722
	Side Cleanout Plate Kit, includes insulation & hardware (05 section)	2	50721
	Side Cleanout Plate Kit, includes insulation & hardware (06 section)	1 each	50721, 50722
25	Clean Out Insulation Board, 1/2 X 2-3/8 X 14", (1) per Plate	1	50800
26	5/16"-18 x 1-3/4" Carriage, (2) ea. (Local Hdwr Supply)	2 per flue	93997
27	Machine Screw, Truss Hd., 1/4-20 x 3/8" Lg. (jacket to Block)	2	91590
28	Screw, #10 x 1/2" Lg., SMS	18	99992
–	Jacket Panel Assembly, EC-e-03 / EC(T)-e-03	1	90861
	Jacket Panel Assembly, EC-e-04 / EC(T)-e-04	1	90862
	Jacket Panel Assembly, EC-e-05 / EC(T)-e-05	1	90863
	Jacket Panel Assembly, EC-06 / EC(T)-06	1	90281



Peerless® Series EC™

All repair parts orders - no minimum charges.

Please order with code number.

All prices quoted are in U.S. dollars.

All prices subject to change without notice.

All prices F.O.B. Bally, PA

Blank Page



Peerless® Series EC™

All repair parts orders - no minimum charges.
Please order with code number.
All prices quoted are in U.S. dollars.
All prices subject to change without notice.
All prices F.O.B. Bally, PA

	Description	Quantity Required	Stock Code
	Water Trim		
N/S	3250, Oil I Reset & Lwco, Hydrolevel	☼	50343
N/S	Sensor Assy, Hydrostat Surface Mt. 12", 48-103 Hydrostat	☼	54522
N/S	3/4" NPT Well, 48-202 Hydrostat	☼	50792
N/S	3/4" Safety Relief Valve, 30PSI	1	50501
N/S	Temperature Pressure Gauge	1	51324
N/S	Drain Valve, 3/4" NPT	1	50764
N/S	Harness Limit Control to Burner - Packaged Water boilers	☼	54511
N/S	Harness, Limit Control to Jbox/Burner - Knowckdown Water Boilers	☼	54554
N/S	Harness, Circulator - Package Water Boilers	☼	X7083
	Steam Trim		
N/S	Pressuretrol, Honeywell, PA404A1009 Standard	1	50549
N/S	Aquastat Limit Honeywell L4006A1058 w/ 3/4" well Optional	1	50535
N/S	Siphon 1/4" NPT, 90 Degree Brass - Probe LWCO Boilers	1	6667
N/S	Siphon 1/4" NPT, 180 Degree Brass - Float LWCO Boilers	1	6666
N/S	7-1/4" Gauge Glass, w/ Valves & Rods	1	50513
N/S	LWCO Hydrolevel CG450 - Probe Boilers	1	29041
N/S	LWCO, McDonnell & Miller 67PE-2 - Float Boiler	1	29003
N/S	Safety Relief Valve, 3/4" NPT, 15 PSIG	1	50510
N/S	Pressure Gauge	1	51325
N/S	Drain Valve, 3/4" NPT	1	50764
N/S	Harness, Probe to Junction Box - Packaged Boilers	1	X7085
N/S	Harness, Probe to Limit Control - Packaged Boilers	1	EC7021
N/S	Harness, Float to Limit Control & Junction Box - Packaged Boiler	1	EC7026
N/S	Harness w/ 4-pin Connector (Mates w/ burner harness at junction box) - KD Steam Boilers	1	EC7025
N/S	KIT Steam Piping EC/ECT-e-03	-	63913



PeerlessBoilers.com

Peerless® Series SC™

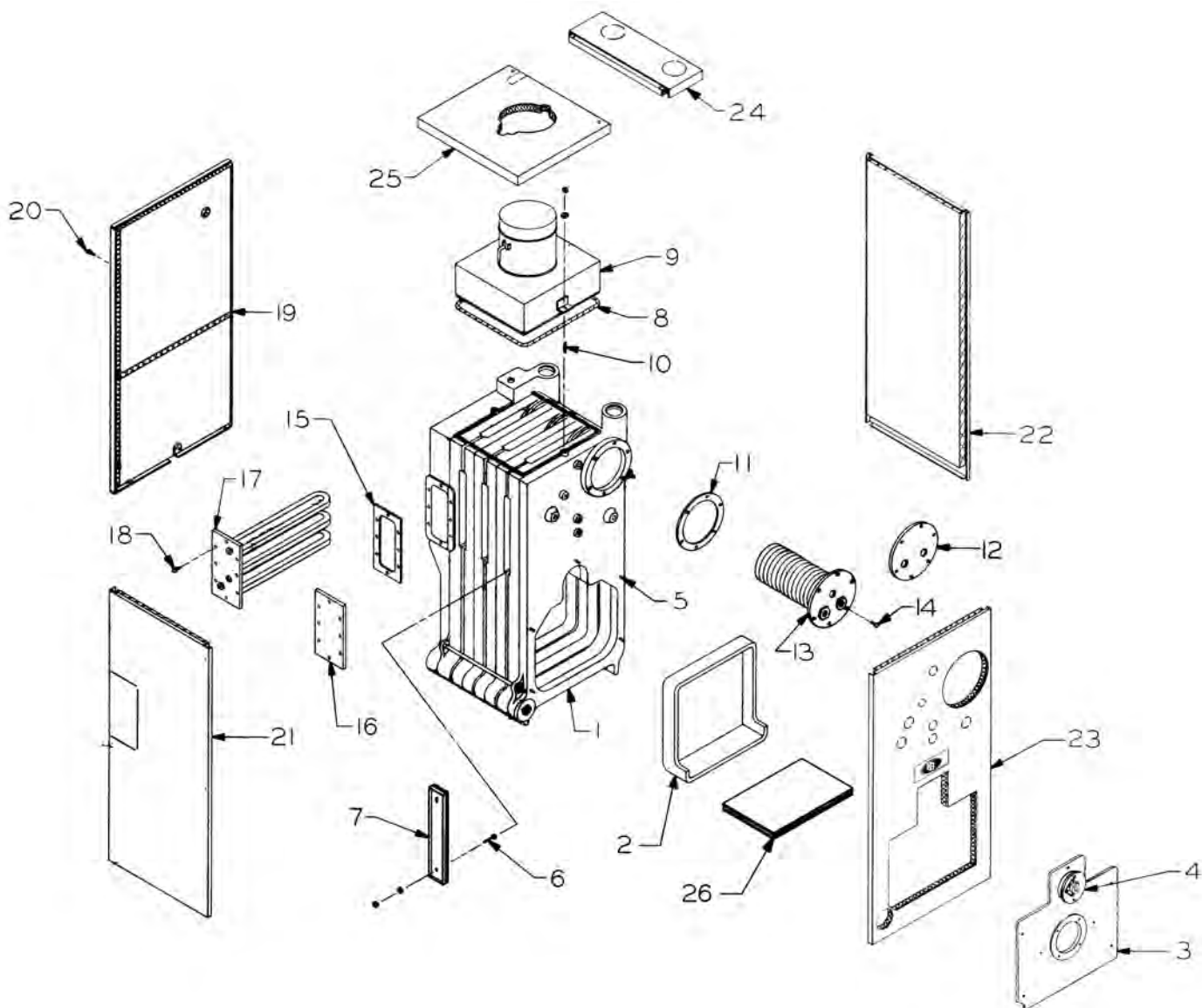
All repair parts orders - no minimum charges.

Please order with code number.

All prices quoted are in U.S. dollars.

All prices subject to change without notice.

All prices F.O.B. Bally, PA





PeerlessBoilers.com

Peerless® Series SC™

All repair parts orders - no minimum charges.

Please order with code number.

All prices quoted are in U.S. dollars.

All prices subject to change without notice.

All prices F.O.B. Bally, PA

	Description	Quantity Required	Stock Code
1	Block Asmby SC/SC-05 Models X-1099	1	90239
	Block Asmby SC/SC-06 Models X-1100	1	90758
	Block Asmby SC(T)/SC(T)-05 Models X-1 099	1	90242
	Block Asmby SC(T)/SC(T)-06 Models X-1 100	1	90755
	Front Split Block Asmby SC/SC models -1 018	—	90677
	Front Split Block Asmby SC/SC models-1018-1	—	90678
	Back Split Block Asmby SC/SC models-1 019	—	90679
	Back Split Block Asmby SC/SC models-1 01 9-1	—	90680
	Back Split Block Asmby SC/SC models-1 019-2	—	90673
	Back Split Block Asmby SC(T)/SC(T) Models SC-1 02	—	90681
	Back Split Block Asmby SC(T)/SC(T) SC-1 021-1	—	90682
	Back Split Block Asmby SC(T)/SC(T) Models SC-1021-	—	90683
N/S	Front Section w/ 2-1/2" Tap	1	90007
N/S	Front Section w/ 2" Tap	1	90006
N/S	Standard Intermediate Section	—	90000
N/S	Tapped Intermediate Section	—	90047
N/S	Tapped Interm. Section w/ LWCO Tap	—	90002
N/S	Standard Back Section w/ 2-1/2" Tap	—	90016
N/S	Standard Back Section w/ 2" Tap	—	90015
N/S	Tan kless Back Section w/ 2-1/2" Tap	1	90039
N/S	Tan kless Back Section w/ 2" Tap	1	90038
N/S	Large Push Nipple 1/Section #64	1	51546
N/S	Small Push Nipple 1/Section #12	1	51543
N/S	Draw Up Washer (large)	2	51163
N/S	Draw Up Washer (small)	2	51165
N/S	Draw Up Clamp Body	2	51146
N/S	Draw Up Clamp Jaw	2	51148
2	Target Wall X-3019	1	50768
3	4-11/16", Burner Mtg Plate, Beckett, Carlin	1	90605
	6-1/2", Burner Mtg Plate, Carlin Gas	1	90526
	6-1/2", Burner Mtg Plate, Midco RE650/ LNB	1	90898
	6-1/2", Burner Mtg Plate, PF JR15A & JR30A	1	90604
	7 1/2", Burner Mtg Plate, PF C1, Webster JB1	1	90243
N/S	Combustion Chamber Plate Insulation	1	50765
N/S	Insulation Hardware required for Combustion Chamber Cover & Insul.	1	95016
4	Flame Observation Assembly	1	90754
5	5-16" - 18 x 2-1/4" Stud, (Local Hdwr Supply)	4	51747
6	5/16"-18 x 1-3/4" Carriage Bolt w/Nut	2	—
7	Side Cleanout Cover Plate, (1) per joint	1	51772
7a	Clean Out Insulation Board, 1/2 X 2-3/8 X 14", (1) per Plate	1	50800
8	Flue Seal, High Temp. Rope 1/2" Diameter ** Price Per Foot **	7. ft	51211
9	Flue Collector and Damper Asmby -05 model	1	90241
	Flue Collector and Damper Asmby -06 model	1	99540
	Flue Collector and Damper Asmby -07 model	1	99541
	Flue Collector and Damper Asmby -08 model	1	99542
	Flue Collector and Damper Asmby -09 model	1	99543
	Flue Collector and Damper Asmby -10 model	1	99544
9a	7" Damper Assembly	1	—
9a	9" Damper Assembly	1	—

	Description	Quantity Required	Stock Code
9a	10" Damper Assembly	1	—
10	3/8"-16 x 2-1/4" Stud with Nuts & Washer, (Local Hdwr Supply)	2	51751
11	Rubber Gasket (Round)	1	51800
12	Cover Plate (Round)	1	91477
13	Tankless Coil (Opt. Water Only) 3 to 8.0 GPM X1020	1	90534
	Tankless Coil (Opt. Water Only) 6.5 to 20.0 GPM X1022	1	90539
14	3/8"-16 x 3/4" Hex Hd. Cap, (Local Hdwr Supply)	6	99788
15	Rubber Gasket (SCT Models Rectangular)	1	90547
16	Cover Plate Kit (SCT Models Rectangular)	1	90140
17	Tankless Heater (Optional SC(T)/-e Models) Rectangular, X1082	1	90546
18	3/8"-16 x 3/4" Hex Hd. Cap, (Local Hdwr Supply)	8	99788
26	Ceramic Blanket Liner -14"x14"x18"	1	50846
19	Back Jacket Panel (for reference only)	—	—
20	1/4"-20 x 3/8" Mach. Screws	—	—
21	Left Side Jacket Panel (for reference only)	—	—
22	Right Side Jacket Panel (for reference only)	—	—
23	Front Jacket Panel (for reference only)	—	—
24	Right Top Jacket Panel (for reference only)	—	—
25	Right Left Jacket Panel (for reference only)	—	—
*Complete Assembly Jackets			
—	SC/SC(T)-05	1	90240
—	SC/SC(T)-06	1	90306
—	SC/SC(T)-07	1	90307
—	SC/SC(T)-08	1	90308
—	SC/SC(T)-09	1	90309
—	SC/SC(T)-10	1	90310
Assembly Kit – Box 6			
—	-07 thru -10 models	—	94043
Draw Rods – (3 per set)			
—	-07 models	2	90718
—	-08 models	2	90719
—	-09 models	2	90720
—	-10 models	2	90721
Trim – Water, SC/SC(T) models only			
—	SC/SC(T)-05 thru SC/SC(T)-07	1	94046
—	SC/SC(T)-08 thru SC/SC(T)-10	1	94047
Trim – Steam			
—	-05/-06 models	1	94049
—	-07 models	1	94050
—	-08 thru -10 models	1	94051
Controls			
—	SC/SC(T)-05 thru SC/SC(T)-10 – Water	1	90675
—	-05 thru -10 models – Steam Standard	1	90845
—	-05 thru -10 models – Steam Optional	1	90388



PeerlessBoilers.com

Peerless® Series CC™

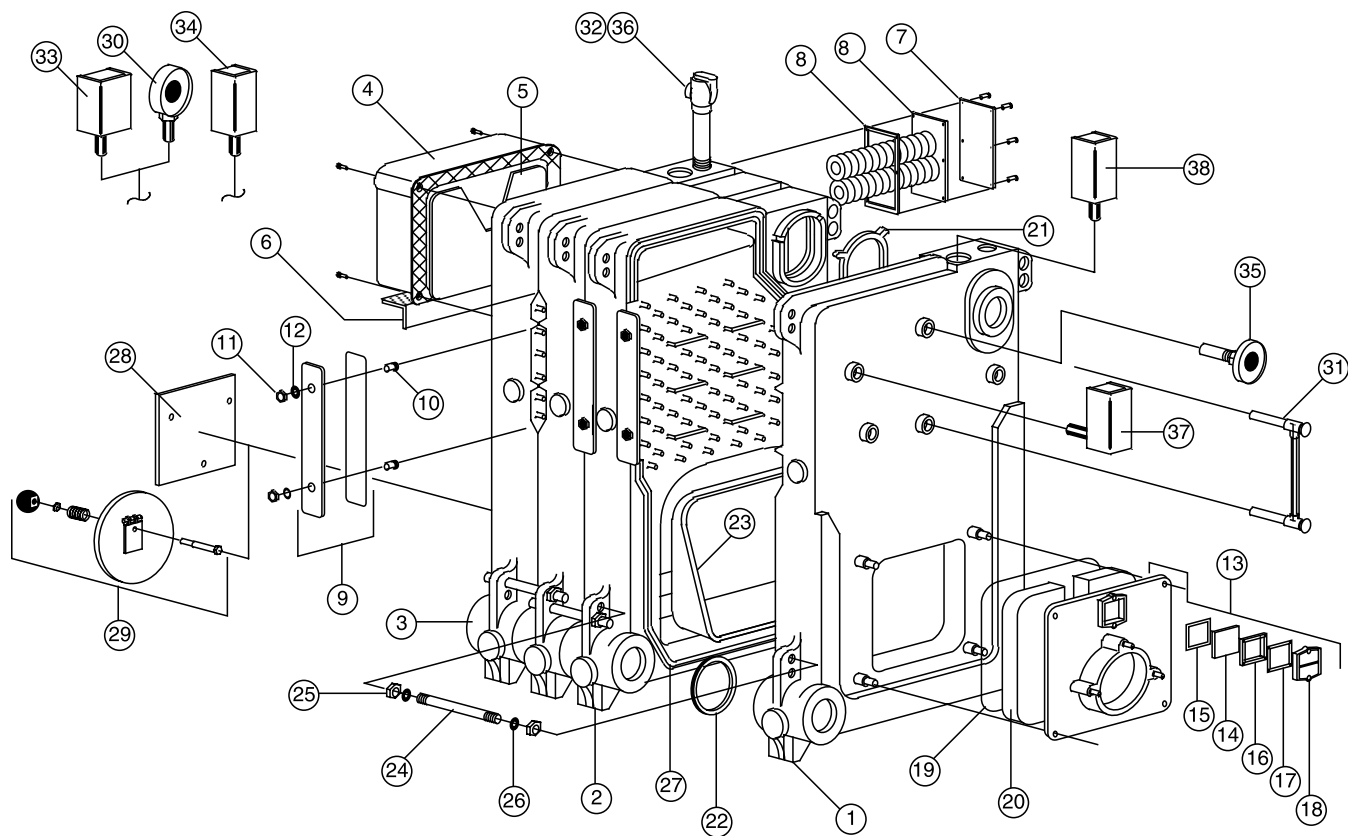
All repair parts orders - no minimum charges.

Please order with code number.

All prices quoted are in U.S. dollars.

All prices subject to change without notice.

All prices F.O.B. Bally, PA





PeerlessBoilers.com

Peerless® Series CC™

All repair parts orders - no minimum charges.

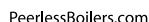
Please order with code number.

All prices quoted are in U.S. dollars.

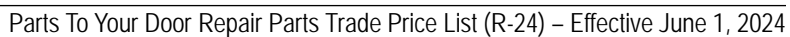
All prices subject to change without notice.

All prices F.O.B. Bally, PA

	Description	Quantity Required	Stock Code
1	Front Section	1	69101
	Front Section, Inspection Tapp, (3) 1-1/2 per section	☼	69102
	Intermediate Section	1	69103
2	Intermediate Section, Inspection Tapp, (3) 1-1/2 per section	☼	69104
	Intermediate Heater Section	☼	69105
	Intermediate Heater Section, Inspection Tapp, (3) 1-1/2 per section	☼	69106
3	Back Section	1	69109
	Back Section, Inspection Tapp, (3) 1-1/2 per section	1	69110
	7" Flue Box Assembly,Hood, Slide Damper, Angle Bracket, and Hardware	1	69303
4	8" Flue Box Assembly,Hood, Slide Damper, Angle Bracket, and Hardware	1	69305
	9" Flue Box Assembly,Hood, Slide Damper, Angle Bracket, and Hardware	1	69307
	10" Flue Box Assembly,Hood, Slide Damper, Angle Bracket, and Hardware	1	69308
4a	Flue Outlet Adapter 10" to 12" CC-11/12	1	69311
5	Slide Damper Only	1	92050
6	Angle Bracket Only	1	92051
7	Tankless Cover Plate Assembly (includes hardware and gasket)	1	92052
8	Tankless Coil (includes hardware and gasket)	1	69361
8a	Tankless Cover Plate Gasket	1	92053
9	Clean Out Cover Plate assembly includes: Clean Out Plate, Insulation and rope	1	92054
10, 11, 12	Clean Out Cover Plate Hardware Kit (2 Sections)	1	92055
	Burner Mounting Plate Assembly Includes: Burner Plate, with Observation Glass assembly	1	
13	Burner Mounting Plate Assembly 6-1/2" Opening (Beck G/O, Carlin)	1	69351
	Burner Mounting Plate Assembly 7-3/4" Opening (Beck G/O,PF J&C)	1	69352
	Burner Mounting Plate Assembly 9-1/8" Opening (PF G/O,,C)	1	69353
13a	Burner Mounting Plate Hardware	1	7653
14	Observation Glass	1	7648
15	Observation Glass Gasket	1	7650
16	Observation Glass Gasket	1	7649
17	Observation Glass Holder	1	7651
18	Observation Cover Plate	1	7677
19	Rope Seal 1/4" x 4.75ft. ** Price Per Foot **	5 ft	92056
20	Burner Door Insulation CC-03 though 06 (Beckett Burner)	1	69330
	Burner Door Insulation CC-03 though 12	1	69331
20a	Burner Door Insulation Hardware	1	92057
21	Upper Port Gasket (Viton) 1 per Section	1	92058
22	Lower Port gasket (Viton) 1 per Section	1	92059
23	Target Wall CC-03 through 06 only	1	69340
24	Draw Rod 5/8" x 9" (4 Rods per Section)	1	92060
25	Hex Nut 5/8" (2 per Rod)	1	51567
26	Washer 5/8" (1 per Rod)	1	7289
27	Rope 3/8" 10' 4" per section	10.5'	92061
28	Rear Observation Cover Plate CC-03 through 06	1	92062
29	Rear Observation Cover Plate CC-07 through 12	1	92063
Steam Trim			
30	3-1/2" Steam Gage w/internal siphon	1	92064
31	Gage Glass Set 92065	1	92065
32	1" Safety Relief Valve 15 PSI (CC-03 through 05)	1	92066
	1-1/4" Safety Relief Valve 15 PSI (CC-06 through 10)	1	92067
	1-1/2" Safety Relief Valve 15 PSI (CC-11/12)	1	92068
33	PA 404A Operating Control 50549	1	50549
34	L4079B Limit Control 50681	1	50681
Water Trim			
35	3-1/2" Pressure/Temperature Gage	1	92069
	3/4" 40 PSI Relief Valve CC-03 through 08	1	92070
36	1" 40 PSI Relief Valve CC-09 through 11	1	92071
	1-1/4" 40 PSI Relief Valve CC-12	1	92072
37	L4006A Operating Control	1	51702
38	L4006E Hi Limit Control w/ Manual Reset	1	50570



All prices F.O.B. Bally, PA





PeerlessBoilers.com

Peerless® Series LC/LCE™

All repair parts orders - no minimum charges.

Please order with code number.

All prices quoted are in U.S. dollars.

All prices subject to change without notice.

All prices F.O.B. Bally, PA

	Description	Quantity Required	Stock Code
1	Front Section #50	1	86010
2	Intermediate Section w/ 1" Tapping #50	–	86005
3	Intermediate Section Plain #50	–	86004
4	Back Section #50	1	86018
5	3" Tapped Intermediate Section #50	–	86008
–	Intermediate Section w/ (2) 1-1/2" Inspection Tappings #5	–	86014
–	Tankless Back Section	1	86026
–	Top Outlet Intermediate Section	–	86100
–	Upper Flow Port Gasket	2	51671
–	Lower Flow Port Gasket	1	51672
6	Tie Rod w/Hardware	4	90090
–	5/8" Diameter High Temp Rope ** Price Per Foot **	13. ft	55723
7	Ceramic Fiber Base Liner – Models LC-04 thru LC-12	1	50862
8	Ceramic Fiber Target Wall	1	50854
9	Front Cleanout Plate (C.I.)	1	90921
–	Observation Glass	1	51681
–	Observation Gasket	1	90091
11	Steel Cover Plate w/ Gasket & Screws	–	91477
13	Tankless Heater Location 1 (specify heater model number) See TPS Book	–	–
14	Tankless Heater Location 2 (not used on steam) See TPS Book	–	–
15	Tankless Heater Location 3 (specify heater model number) See TPS Book	–	–
16	Rubber Gasket (specify qty.)	1	51800
18	Rear Observation Assembly	1	90923
20	Burner Mounting Plate (see Components Book charts)	1	–
–	Combustion Cover Plate Insulation	1	50798
–	Hardware Mounting Kit	1	90964
22	Flame Observation Assembly (Front)	1	90922
25	Cleanout Cover Plate (Steel)	1	51772
–	Cleanout Cover Plate Insulation	–	50800
26	Rear Flue Box w/ 9" Flue Outlet – Models LC-04, LC-05	1	86040
	Rear Flue Box w/ 10" Flue Outlet – Models LC-06 thru LC-08"	1	86041
	Rear Flue Box w/ 12" Flue Outlet – Models LC-09 thru LC-12"	1	86042
	Rear Flue Box w/ 14" Flue Outlet	1	86043
	Rear Flue Box w/ 16" Flue Outlet	1	86044
28	Rear Flue Box Hi Temp Rope, 1/4" Diameter x 65" Long * Price per ft *	6.ft	51209
29	Side Jacket Panel – LC-6000 – Models LC-04, LC-08	–	–
	Side Jacket Panel – LC-6001 – Models LC-05, LC-08 thru LC-10	–	–
	Side Jacket Panel – LC-6002 – Models LC-06, LC-10 thru LC-12	–	–
	Side Jacket Panel – LC-6003 – Models LC-07, LC-12	–	–
	Rear Flue Cover Plate – LCE-5005	–	51131
–	Top Flue Outlet Plate 14" – LCE-5006	–	51132
–	Top Flue Outlet Plate 16" – LCE-5006-1	–	51133
–	Silicone Sealer (2.8 oz.) – GE108RTVG	1	7605
30	Left Front Jacket Corner Panel – LC-6011	–	86030

	Description	Quantity Required	Stock Code
31	Right Front Jacket Corner Panel – LC-6010	1	86030
32	Upper Front Jacket Panel – LC-6007	–	–
33	Middle Front Jacket Panel – LC-6008	–	–
34	Lower Front Jacket Rail – LC-6009	–	–
35	Back Jacket Panel – LC-6012	–	–
36	Side Jacket Panel Support Angle – LC-6014	–	86031
37	Front Top Jacket Panel – LC-6005	–	86030
38	Top Jacket Panel – LC-6004 – Models LC-04, LC-0	–	86032
	Top Jacket Panel – LC-6004-1 – Models LC-05, LC-08 thru LC-1	–	86033
	Top Jacket Panel – LC-6004-2 – Models LC-06, LC-10 thru LC-1	–	86034
	Top Jacket Panel – LC-6004-3 – Models LC-07, LC-1	–	86094
39	Rear Top Jacket Panel – LC-6006	–	86030
Assembly Kit			
–	Section Assy. Kit, A Carton, 3 Section	1	86050
–	Section Assy. Kit, B Carton, 4 Section	1	86051
–	Section Assy. Kit, C Carton, 5 Section	1	86052
–	Section Assy. Kit, D Carton, 6 Section	1	86053
–	Section Assy. Kit, E Carton, 7 Section	1	86054
Flue Baffles			
	LC1023 – LC-04	–	LC1023
	LC1023-1 – LC-05	–	LC1023-1
	LC1 023-2 – LC-06	–	LC1023-2
	LC1 023-3 – LC-07	–	LC1023-3
	LC1 023-4 – LC-08	–	LC1023-4
	LC1 023-5 – LC-09	–	LC1023-5
	LC1023-6 – LC-10	–	LC1023-6
	LC1 023-7 – LC-11	–	LC1023-7
	LC1023-8 – LC-12	–	LC1023-8
Channel Rails			
–	LC-1030 – LC-04	1	90160
–	LC-1030-1 – LC-05	1	90161
–	LC-1030-2 – LC-06	1	90162
–	LC-1030-3 – LC-07	1	90163
–	LC-1030-4 – LC-08	1	90164
–	LC-1030-5 – LC-09	1	90165
–	LC-1030-6 – LC-10	1	90166
–	LC-1030-7 – LC-11	1	90167
–	LC-1030-8 – LC-12	1	90168
Trim – Steam			
–	A – LC-1025, LC-04-08	1	87000
–	B – LC-1025-1, LC-09-12	1	87001
–	C – LCE-1058, , LCE-13-16	1	87002
–	D – LCE-1058-1, LCE-17-22	1	87003
–	E – LCE-1058-2, LCE-13-24	1	87004
Trim – Water			
–	A – LC-1006, LC-04-06	1	87030
–	B – LC-1006-1, LC-07-08	1	87031
–	C – LC-1006-2, LC-09-12	1	87032
–	D – LCE-1057, LCE-14-18	1	87033
–	E – LCE-1057-1, LCE-19-24	1	87034
Controls			
–	Water – LC-1075	1	88510
–	Steam – LC-1033 – L404A	1	88511
–	Steam – LC-1032 – PA404A	1	88512
Damper Assembly			
–	A – 14" – S5007-3	1	90523
–	B – 16" – S5007-4	1	90524



PeerlessBoilers.com

Peerless® Series TCII™

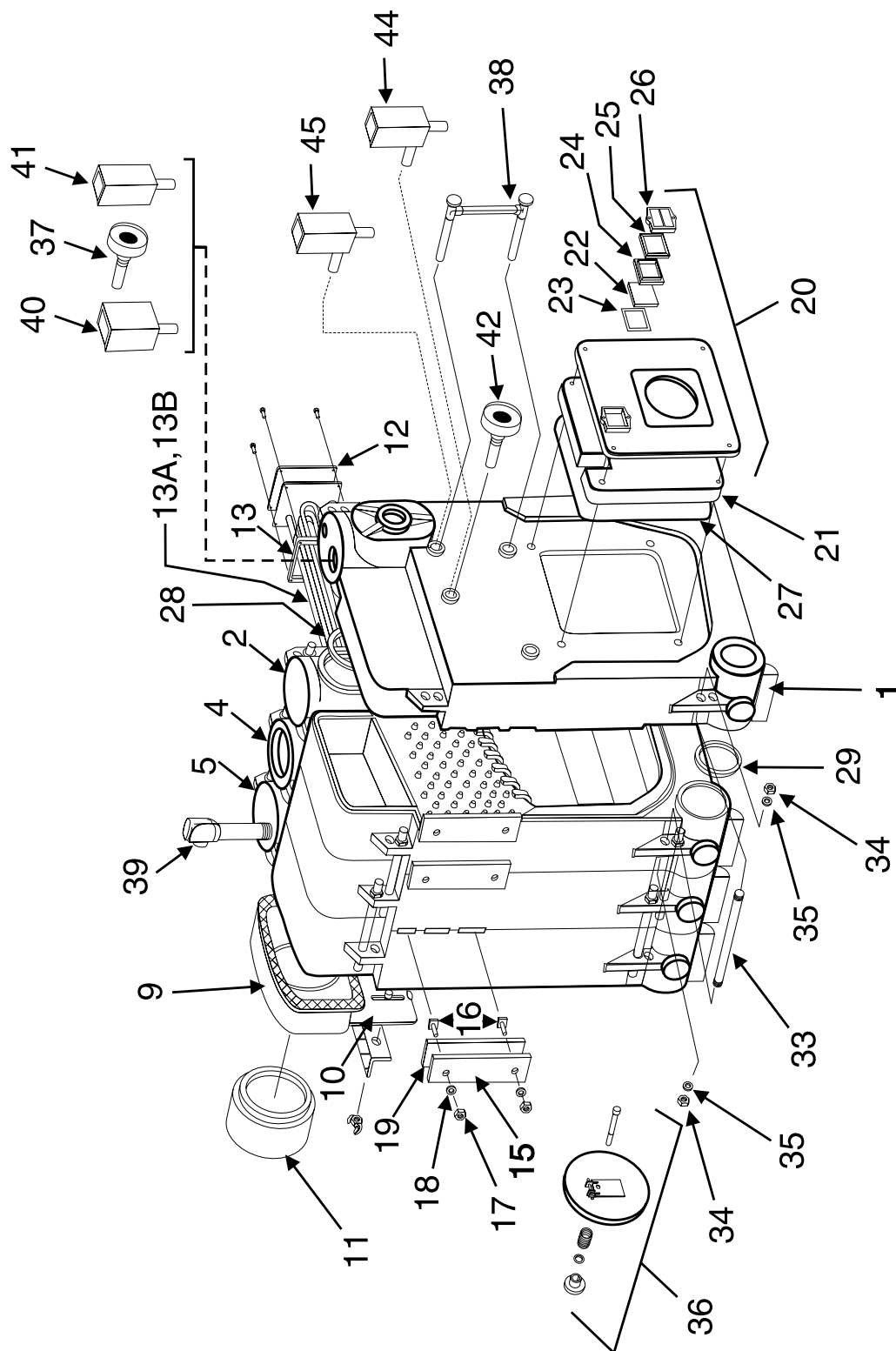
All repair parts orders - no minimum charges.

Please order with code number.

All prices quoted are in U.S. dollars.

All prices subject to change without notice.

All prices F.O.B. Bally, PA





PeerlessBoilers.com

Peerless® Series TCII™

All repair parts orders - no minimum charges.

Please order with code number.

All prices quoted are in U.S. dollars.

All prices subject to change without notice.

All prices F.O.B. Bally, PA

	Description	Quantity Required	Stock Code
1	Front Section	1	76014
–	Intermediate Section	–	76002
2	Intermediate Section w/ Heater Connection	–	76004
4	Intermediate Section w/ Supply Connection	–	76003
5	Back Section	1	76015
Flue Collector Assembly includes: Flue Collector, Slide Damper and Angle Bracket			
9	Flue Collector Assembly (4-6 section)	1	76060
	Flue Collector Assembly (7-8 section)	1	76061
	Flue Collector Assembly (9-13 section)	1	76062
	Flue Collector Assembly (14-18 section)	1	76063
10	Slide Damper Only - OBSOLETE	–	N/A
11	16" to 18" Increaser (17-18 section)	1	76064
12	Tankless Coil Cover Plate Assembly	–	76075
13	Tankless Coil Cover Plate Gasket	–	74019
13A	Tankless Coil (8 GPM)	–	76073
Cleanout Cover Plate Assembly			
15	Cleanout Cover Plate Assembly w/ rope seal and hardware	–	90777
16	Cleanout Cover Plate Bolts	–	CF
17	Cleanout Cover Plate Nut	–	CF
18	Cleanout Cover Plate Washer	–	CF
Burner Mounting Plate Assembly – Must Order 20 to 27: Burner Mounting Plate, Observation Port Glass and Cover			
20	Burner Mounting Plate – 7-3/4"	–	76028
	Burner Mounting Plate – 8-1/2"	–	76023
	Burner Mounting Plate – 9"	–	76027
	Burner Mounting Plate – 10-1/4" (STD)	–	76025
	Burner Mounting Plate – 12-1/2"	–	76022
–	Burner Mounting Plate Hardware	1	90712
21	Burner Insulating Block	1	76029
–	Burner Insulating Block Hardware	1	90717
22	Observation Glass Only	1	7648
23	Observation Glass Gasket	1	7650
24	Observation Glass Gasket	1	7649
25	Observation Glass Retainer	1	7651
26	Observation Cover Plate	1	7677
27	Rope Seal (3/8" x 7' long)	7 ft	55521

	Description	Quantity Required	Stock Code
28 & 29	Graphite Port Connector A (Single set)	1	7655
	Graphite Port Connector A (3 sets)	1	76053
	Graphite Port Connector B (4 sets)	1	76054
	Graphite Port Connector C (5 sets)	1	76055
–	Rope Seal (1/2" x 12-1/2' long) Between Sections	12.5 ft	7964
33	5/8" x 11" Draw Rod	4	7621
34	5/8" Hex Nuts	8	51567
35	5/8" Washer	8	7289
–	Spray Adhesive	1	55485
36	Rear Observation Port Assembly	1	7632
Steam Trim and Controls			
37	3-1/2" Steam Gauge w/ Internal Siphon	1	51769
38	11" Gauge Glass Set	1	50521
39	1-1/4" Safety Relief Valve 15 PSI (4-5 Section)	1	50508
	1-1/2" Safety Relief Valve 15 PSI (6-7 Section)	1	50509
	2" Safety Relief Valve 15 PSI (8-10 Section)	1	50503
	2-1/2" Safety Relief Valve 15 PSI (11-13 Section)	1	50504
	3" Safety Relief Valve 15 PSI (14-16 Section)	1	50505
	2-1/2" Safety Relief Valve 15 PSI (17-18 Section)	1	50511
40	PA404A Operating Control	1	50549
41	L404C Limit Control	1	50681
Water Trim and Controls			
42	Pressure/Temperature Gauge	1	55737
–	3/4" – 30 PSI Water Relief Valve (4 Section)	1	51300
39	1" – 30 PSI Water Relief Valve (4-6 Section)	1	51301
–	1-1/4" – 30 PSI Water Relief Valve (7-10 Section)	1	51302
–	1-1/2" – 30 PSI Water Relief Valve (11-14 Section)	1	51303
–	1-1/2" – 40 PSI Water Relief Valve (15-18 Section)	1	6899
44	L4006A Operating Control	1	51702
45	L4006E Limit Control	1	50570
–	Balanced Temperature Return Cover Plate (Steam)	1	76091
Assembly Kit			
–	Assembly Kit A 4 Section	1	76156
–	Assembly Kit B 5 Section	1	76157
–	Assembly Kit C 6 Section	1	76158

Peerless® Series TCII™

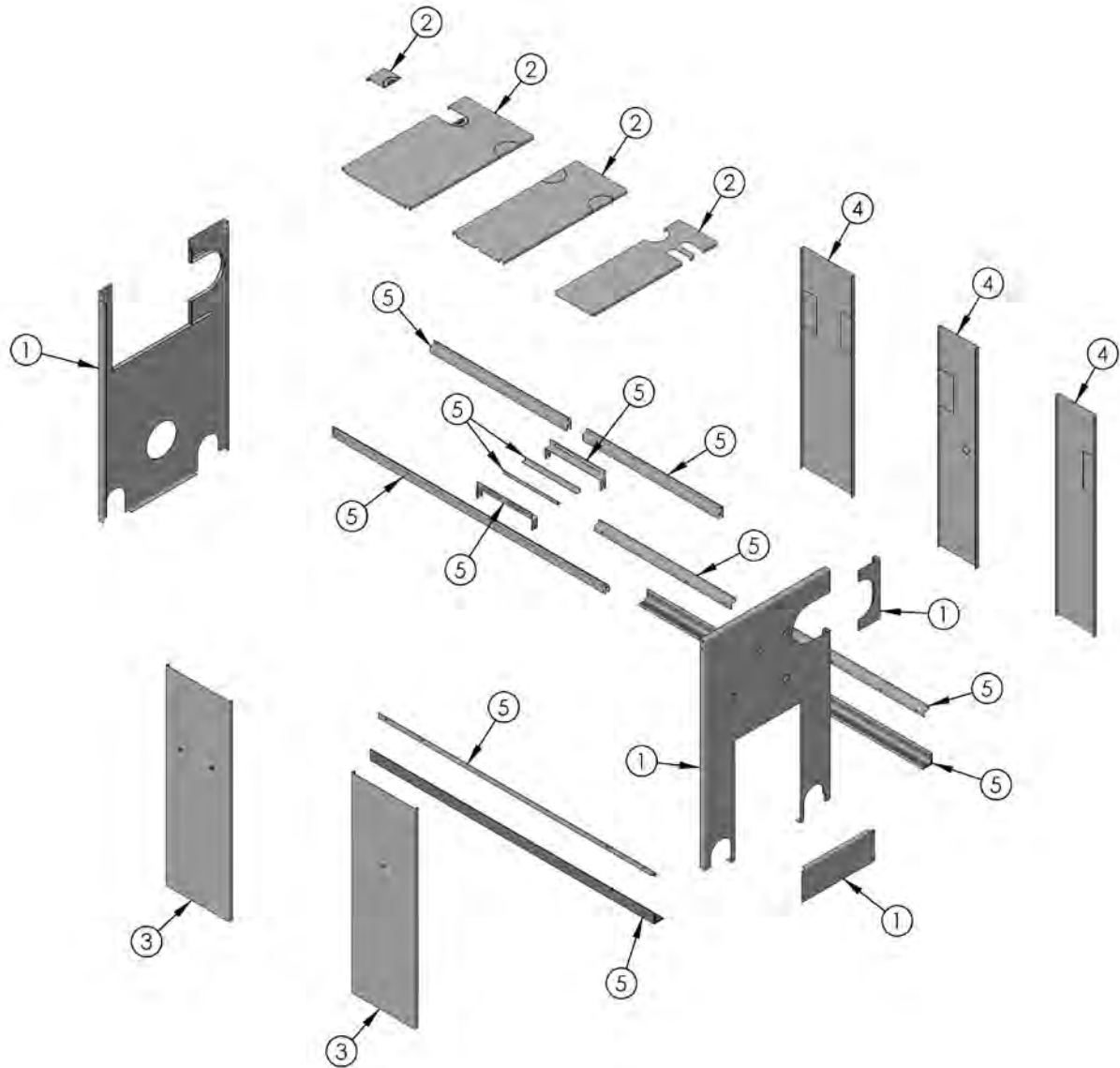
All repair parts orders - no minimum charges.

Please order with code number.

All prices quoted are in U.S. dollars.

All prices subject to change without notice.

All prices F.O.B. Bally, PA





PeerlessBoilers.com

Peerless® Series TCII™

All repair parts orders - no minimum charges.

Please order with code number.

All prices quoted are in U.S. dollars.

All prices subject to change without notice.

All prices F.O.B. Bally, PA

	Description	Quantity Required	Stock Code
1	Front/Rear panel – All Sizes	–	76100
2	CTN Top Panels – TCII-04	–	76104
2	CTN Top Panels – TCII-05	–	76105
2	CTN Top Panels – TCII-06	–	76106
2	CTN Top Panels – TCII-07	–	76107
2	CTN Top Panels – TCII-08	–	76108
2	CTN Top Panels – TCII-09	–	76109
2	CTN Top Panels – TCII-10	–	76110
2	CTN Top Panels – TCII-1 1	–	76111
2	CTN Top Panels – TCII-12	–	76112
2	CTN Top Panels – TCII-13	–	76113
2	CTN Top Panels – TCII-14	–	76114
2	CTN Top Panels – TCII-15	–	76115
2	CTN Top Panels – TCII-16	–	76116
2	CTN Top Panels – TCII-17	–	76117
2	CTN Top Panels – TCII-18	–	76118
3 & 4	Left/Right Panels – TCII-04	–	76119
3 & 4	Left/Right Panels – TCII-05	–	76120
3 & 4	Left/Right Panels – TCII-06	–	76121
3 & 4	Left/Right Panels – TCII-07	–	76122
3 & 4	Left/Right Panels – TCII-08	–	76123
3 & 4	Left/Right Panels – TCII-09	–	76124
3 & 4	Left/Right Panels – TCII-10	–	76125
3 & 4	Left/Right Panels – TCII-11	–	76126
3 & 4	Left/Right Panels – TCII-12	–	76127
3	Left Side Panels – TCII-13	–	76128
3	Left Side Panels – TCII-14	–	76129
3	Left Side Panels – TCII-15	–	76130
3	Left Side Panels – TCII-16	–	76131
3	Left Side Panels – TCII-17	–	76132
3	Left Side Panels – TCII-18	–	76133
4	Right Side Panels – TCII-13	–	76134
4	Right Side Panels – TCII-14	–	76135
4	Right Side Panels – TCII-15	–	76136
4	Right Side Panels – TCII-16	–	76137
4	Right Side Panels – TCII-17	–	76138
4	Right Side Panels – TCII-18	–	76139
5	Jacket Channel Rails – TCII-04	–	76164
5	Jacket Channel Rails – TCII-05	–	76165
5	Jacket Channel Rails – TCII-06	–	76166
5	Jacket Channel Rails – TCII-07	–	76167
5	Jacket Channel Rails – TCII-08	–	76168
5	Jacket Channel Rails – TCII-09	–	76169
5	Jacket Channel Rails – TCII-10	–	76170
5	Jacket Channel Rails – TCII-1 1	–	76171
5	Jacket Channel Rails – TCII-12	–	76172
5	Jacket Channel Rails – TCII-13	–	76173
5	Jacket Channel Rails – TCII-14	–	76174
5	Jacket Channel Rails – TCII-15	–	76175
5	Jacket Channel Rails – TCII-16	–	76176
5	Jacket Channel Rails – TCII-17	–	76177
5	Jacket Channel Rails – TCII-18	–	76178



PeerlessBoilers.com

Peerless® PFW™ Series

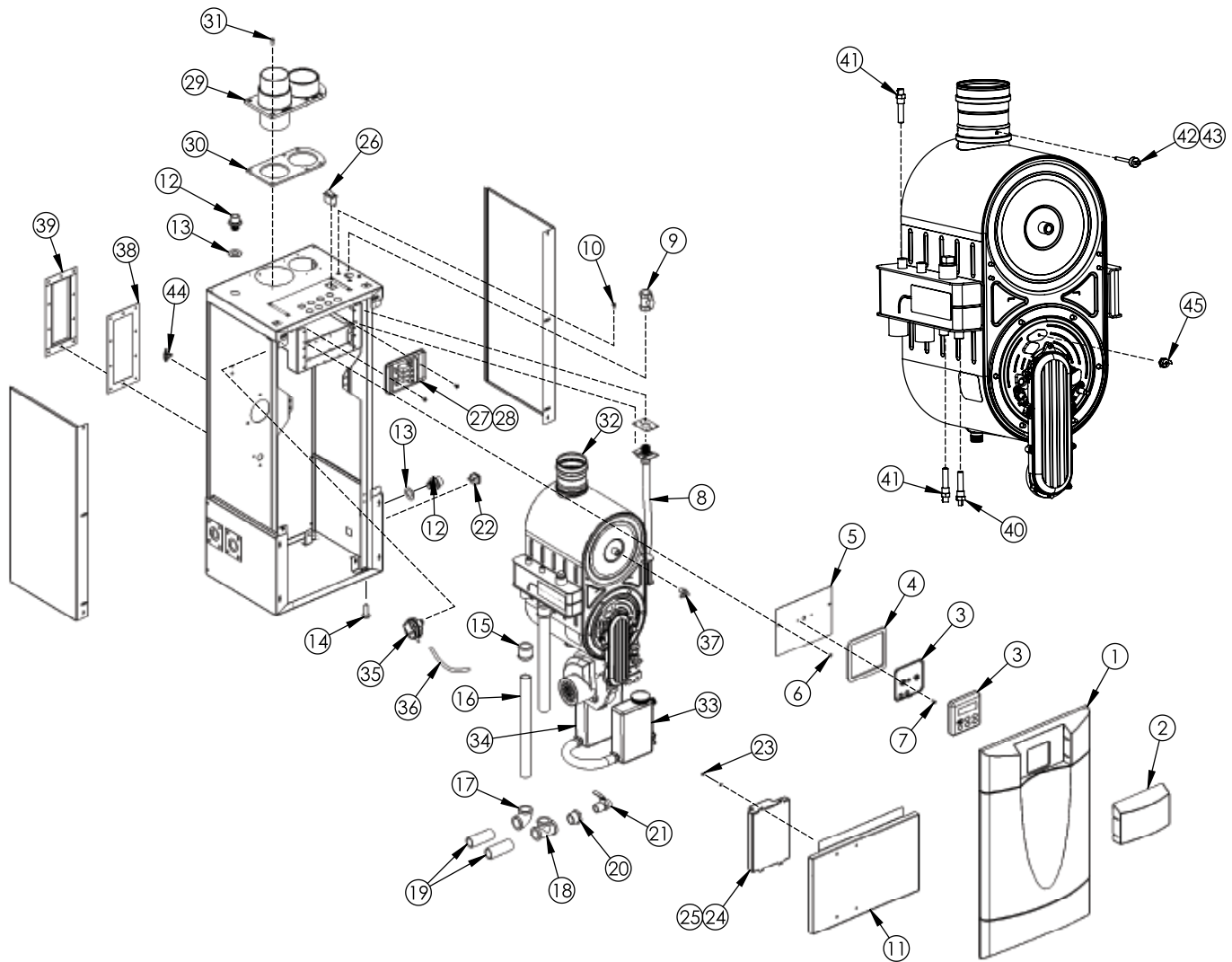
All repair parts orders - no minimum charges.

Please order with code number.

All prices quoted are in U.S. dollars.

All prices subject to change without notice.

All prices F.O.B. Bally, PA





PeerlessBoilers.com

Peerless® PFW™ Series

All repair parts orders - no minimum charges.

Please order with code number.

All prices quoted are in U.S. dollars.

All prices subject to change without notice.

All prices F.O.B. Bally, PA

	Description	Quantity Required	Stock Code
1	Panel, Jacket Front Door, with Ball Studs	1	54256
2	Lens for Jacket Front Door	1	—
3	Display Module, 852RC 4 Wire, PFW200, See kit item 24	1	54646
3	Display Module, 852RC 4 Wire, PFW300, See kit item 24	1	54646
4	Gasket for Display Bracket	1	54513
5	Bracket for Display Module	1	PF2007-1
6	Hex Nut, #6-32 with Lock washer, (Local Hdwr Supply)	2	—
7	Screw, #6-32 x 1/2" LG Phillips Head, (Local Hdwr Supply)	2	—
8	Flexible Gas Line – 3/4" – PF-210 Low Pressure Kit	1	54497
	Flexible Gas Line – 3/4" – PF-399	1	54262
N/L	Gasket for Gas Line	1	—
9	Manual Shut-off Valve, 3/4" NPT , Full Port	1	54142
10	Screw, #10 x 1/2" LG Hex. Hd., (Local Hdwr Supply)	1	51805
11	Jacket, Lower Front Panel	2	—
12	Bulk Head Fitting for Condensate Hose	1	54140
N/L	Jacket Side Panel – PF-210	1	54244
	Jacket Side Panel – PF-399	1	54245
13	Gasket for Bulk Head Fitting	1	54134
14	Leg Leveler	4	5429
15	Coupling, 1" NPT Brass, (Local Hdwr Supply) – PF-200- 210	2	5534
	Coupling, 1-1/2" NPT Brass, (Local Hdwr Supply) – PF-300-399	2	5551
16	Nipple, 1" NPT x 14" LG Brass , (Local Hdwr Supply) – PF-200- 210	2	5557
	Nipple, 1-1/2" NPT x 14" LG Brass, (Local Hdwr Supply) – PF-300-399	2	5550
17	Elbow, 1" NPT Brass, (Local Hdwr Supply) – PF-200- 210	1	5558
	Elbow, 1-1/2" NPT Brass, (Local Hdwr Supply) – PF-300-399	1	5553
18	Tee, 1" NPT Brass, (Local Hdwr Supply) – PF-200- 210	1	5537
	Tee, 1-1/2" NPT Brass, (Local Hdwr Supply) – PF-300-399	1	5554
19	Nipple, 1" NPT x 3" Brass, (Local Hdwr Supply) – PF-200- 210	2	5559
	Nipple, 1-1/2" NPT x 3" Brass, (Local Hdwr Supply) – PF-300-399	2	5552
20	Reducing Bushing, 1" x 3/4" NPT Brass, (Local Hdwr Supply) – PF-200- 210	1	—
	Reducing Bushing, 1-1/2" x 3/4" NPT Brass, (Local Hdwr Supply) – PF-300-399	1	—
21	Shut-off Valve, 3/4" NPT Brass, (Local Hdwr Supply)	1	50764
N/L	Nipple, 3/4" NPT x 16" LG Brass, Replaced by 3/4 plug (BRS)	1	—
22	Convenience Outlet, (Local Hdwr Supply)	1	—
23	Hex. Nut, #8-32 with Lockwasher, (Local Hdwr Supply)	4	—
24	Display Module & Control Module Kit, 852MN – PF-200	1	54713
	Display Module & Control Module Kit, 852MN – PF-300	1	54715
25	3.15A. 250V 5x20mm Slow-Blow Glass Fuse, (Local Hdwr Supply)	1	—
26	Rocker Switch (20A., 120 VAC, (Local Hdwr Supply)	1	5701

	Description	Quantity Required	Stock Code
28	Relay RIBMU1C, Obsolete	1	54549
	Pump Isolation Relay Module, RIBMU2C Obsolete	1	—
	Pump Isolation Relay Module, Obsolete	1	—
	Pump Isolation Relay Module Kit, Includes harness	1	54610
N/S	10-Amp 125V 5x20mm Slow Blow Fuse, (Local Hdwr Supply)	4	—
29	Vent / Air Stub Adapter, 3" – PF-210	1	54293
	Vent / Air Stub Adapter, 4" – PF-399	1	54294
30	Gasket, Vent Adapter, 3" – PF-50/210	1	54133
	Gasket, Vent Adapter, 4" – PF-399	1	54217
31	Screw, #10 x 3/4" LG Phillips Pan Hd. Type A Zinc, (Local Hdwr Supply)	6	5611
32	Heat Exchanger Outlet Collar, 3" – PF-210	1	5531
	Heat Exchanger Outlet Collar, 4" – PF-399	1	5532
33	Condensate Neutralizer Assembly	1	54204
34	Condensate Receiver Assembly	1	54259
35	Blocked Vent Switch Kit includes items 36 & 37	1	54260
36	1/4" ID Tubing x 12" Long, (Local Hdwr Supply)	1	5697
37	90° Barbed Elbow Polyethylene Adapter Fitting, 1/4 NPT X 1/4 Barb	1	5698
38	Gasket for Thermal Temperature	1	5698
39	Cover Plate for Thermal Temperature Limit	1	5532
40	Hi Limit Switch Tasseron TSDS950	1	54419
41	Supply/Return Sensor, 12kOhm Tasseron TSD00BS	2	54418
42	Grommet for Flue Sensor	1	54291
43	Flue Sensor, 12kOhm Tasseron TSD20B0	1	54209
44	Thermal Temperature Limit, 605 F	1	54475
N/S	Wiring Harness, Power (Right Terminal Block)	1	PF7022
N/S	Wiring Harness, Power (Right Terminal Block) used w/ 4 pole relay	1	54629
N/S	Wiring Harness, Control (Left Terminal Block)	1	PF7021
N/S	Wiring Harness, Gas Valve & Flame Sensor	1	PF7023
N/S	Wiring Harness, Ground Wire	1	PF7024
N/S	Push-on Terminal Block (Field Wiring) 10-pole	2	5450
N/S	Push-on Terminal Block (Field Wiring) 6-pole	2	5547
N/S	125 PSI Relief Valve Standard, (Local Hdwr Supply)	1	54274
N/S	Harness PF210/399 Split Sensor / Limit Adapter	1	54421
N/S	DHW Sensor, Optional (PP Partner) 12kOhm Tasseron TSK1 0BH	1	54157
N/S	System Sensor, 12kOhm Tasseron TSA00BC	1	54156
Optional items			
N/S	PFA-1 Interface Board Kit Consisting of:	1	54271
N/S	Adapter Interface Board PFA-1 ARGUS 852IF-3R-0	1	54270
N/S	Low Voltage Stub Harness	1	PF7027
N/S	Line Voltage Stub Harness	1	PF7028
N/S	Analog Input Stub Harness (Rev 0 & 1) Obs 4/10	1	PF7031
N/S	ModBus Stub Harness	1	PF7030
Miscellaneous			
N/S	4" 304 Stainless Steel Vent Screen	2	54213
N/S	0-200PSI/70-320°F 2-1/2 Round Gauge, Howe	1	54275
N/S	Stand (PureFire)	1	91400



PeerlessBoilers.com

Peerless® PFW™ Series

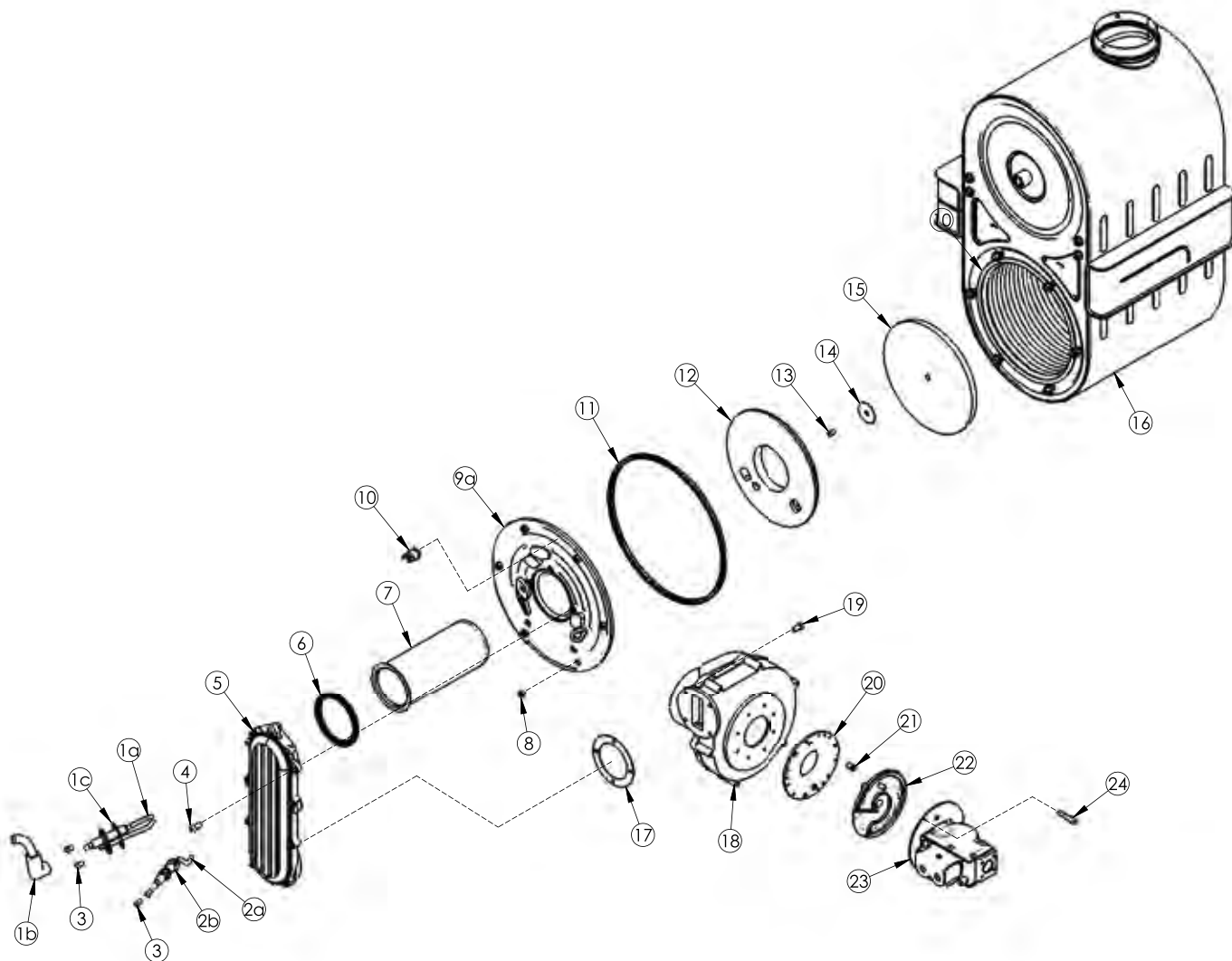
All repair parts orders - no minimum charges.

Please order with code number.

All prices quoted are in U.S. dollars.

All prices subject to change without notice.

All prices F.O.B. Bally, PA





PeerlessBoilers.com

Peerless® PFW™ Series

All repair parts orders - no minimum charges.

Please order with code number.

All prices quoted are in U.S. dollars.

All prices subject to change without notice.

All prices F.O.B. Bally, PA

	Description	Quantity Required	Stock Code
1	Kit Igniter & Cable w/ Hardware, PF50/80/110/140	1	54246
1a	Igniter Only In Item 1	1	
1b	Igniter Cable In Item 1	1	
1c	Igniter Gasket In Item 1	1	
2	Flame Sensor w/ Gasket & Hardware	1	54247
2a	Flame Sensor Only In Item 2	1	
2b	Flame Sensor Gasket In item 2	1	
3	Screw, M4 x8mm, (Local Hew Supply)	4	—
4	Screw, M5.5 x 14mm, (Local Hew Supply)	5	—
6	Gasket, Channel to Burner	1	54186
7	Burner – PF-210	1	54263
	Burner – PF-399	1	54264
8	Nut, M6, 10MM Hex, (Local Hdwr Supply)	6	—
9	200 / 210 Combustion Chamber Cover Plate Kit, Current ,includes items # 8,10, 11& 12 w/ Hardware	1	54206
9a	Combustion Chamber Cover PF	1	54183
10	Thermal Tempeture Limit, 435F – Burner Plate	1	50045
N/L	Gasket, Glass Rope, (Must use Cover Plate Kit)	1	—
11	Gasket, Rubber	1	54187
12	Insulation, Combustion Chamber Cover Plate	1	54255
13	M4 X 8 MM SS Screw Target Wall, (Local Hdwr Supply)	1	—
14	Washer, M4, (Local Hdwr Supply)	1	—
15	Insulation, Target Wall	1	54185
16	Heat Exchanger – PF-200 - 210 (For Credit Reference Only)	1	5529
	Heat Exchanger – PF-300 - PF-399 (For Credit Reference Only)	1	5530
17	Gasket, Blower to Channel	1	54122
18	Blower Kit, PF-200 - 210 w/ Restrictor	1	54258
	Blower Kit, PF-300 - 399 w/ Restrictor	1	54257
19	M5-0.80 X 12MM Screw, (Local Hdwr Supply)	4	—
20	Blower Adapter Plate – PF-210	1	5421
	Blower Adapter Plate – PF-399	1	5610
21	M4 x 10mm Screw, (Local Hdwr Supply)	3	—
22	Swirl Plate – PF-210, Grey	1	54251
	Swirl Plate – PF-399, Black	1	54252
23	Gas Valve – PF-210, includes item #22	1	54253
	Gas Valve – PF-399, includes item #22	1	54254
24	Screw, M4 x 25mm,T20 Torx, PF-200 - 210 (Local Hdwr Supply)	3	—
25	Screw, M4 x 30mm, T20 Torx, PF-300, 399 (Local Hdwr Supply)	3	—

	Description	Quantity Required	Stock Code
3	DSPY PFW-200/399, Specify Unit Size	1	54646
N/S	SWITCH FLOW IFS01BR-1 , (Local Supplier)	1	29017
N/S	SENSOR IMMERSION 12K TSK10BH	1	54157
23	SRV CONBRACO 10-604-25 , (Local Supplier)	1	54274
N/S	GAGE T-P HOWE 0-200PSI/70-320F , (Local Supplier)	1	54275
6	NIPPLE 1 X 6 SCH40 BRS, PFW-200 , (Local Supplier)	2	5533
	NIPPLE 1-1/2 NPT X 6 SCH40 BRS, PFW-399 , (Local Supplier)	2	5793
18	TEE 1 BRS, PFW-200 , (Local Supplier)	1	5537
	TEE 1-1/2 BRS, PFW-399 , (Local Supplier)	1	5554
N/S	UNION THRD 1 NPT BRS, PFW-200 , (Local Supplier)	1	5565
	UNION THRD 1-1/2 NPT BRS, PFW-399 , (Local Supplier)	1	5792
20	BUSHING HEX 1-1/2 NPT X 1 NPT, PFW-399 , (Local Supplier)	1	5791



Peerless® Partner® PV

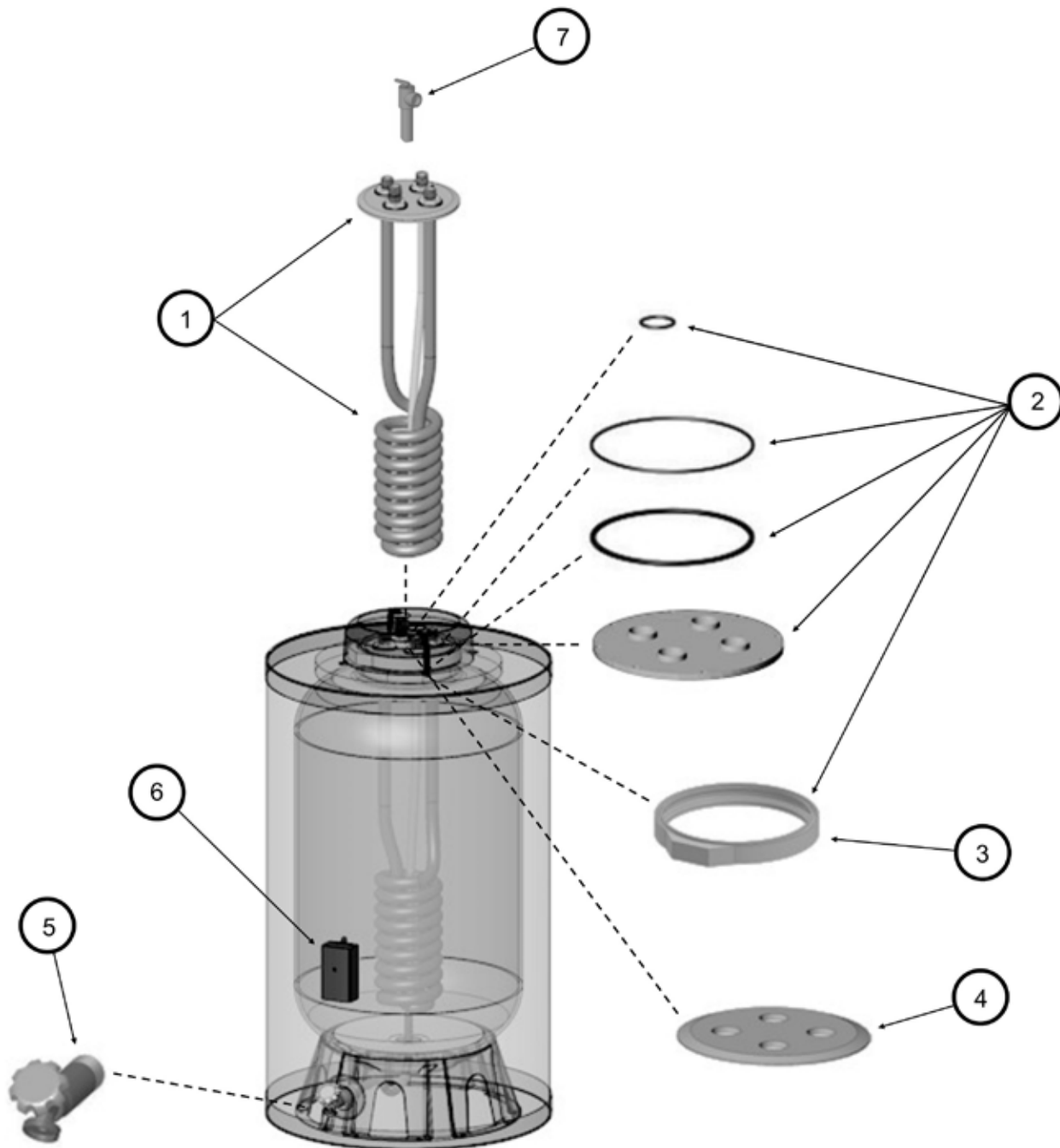
All repair parts orders - no minimum charges.

Please order with code number.

All prices quoted are in U.S. dollars.

All prices subject to change without notice.

All prices F.O.B. Bally, PA





Peerless® Partner® PV

All repair parts orders - no minimum charges.
 Please order with code number.
 All prices quoted are in U.S. dollars.
 All prices subject to change without notice.
 All prices F.O.B. Bally, PA

	Description	Quantity Required	Stock Code
1	Coil Kit Partner PV40/60	1	51374
	Coil Kit Partner PV80	1	51375
	Coil Kit Partner PV120	1	51376
2	Gasket Kit Partner PV40/60	1	51377
	Gasket Kit Partner PV80/120	1	51378
3	V-Clamp Partner PV	1	51382
4	Coil Plate Partner PV 8.15" OD	1	51379
5	Drain Valve Partner PV 3/4" Nylon	1	51381
6	Electronic Temp CTRL Partner PV	1	51380
N/A	SRV Partner PV40/60 Watts 3/4 100XL-8 120210 0066110	1	N/A
N/A	SRV Partner PV80/120 Watts 3/4 40XL-8 150210 0156731	1	N/A
N/S	Sensor Kit with Instructions	1	51383



Peerless® Partner® PP

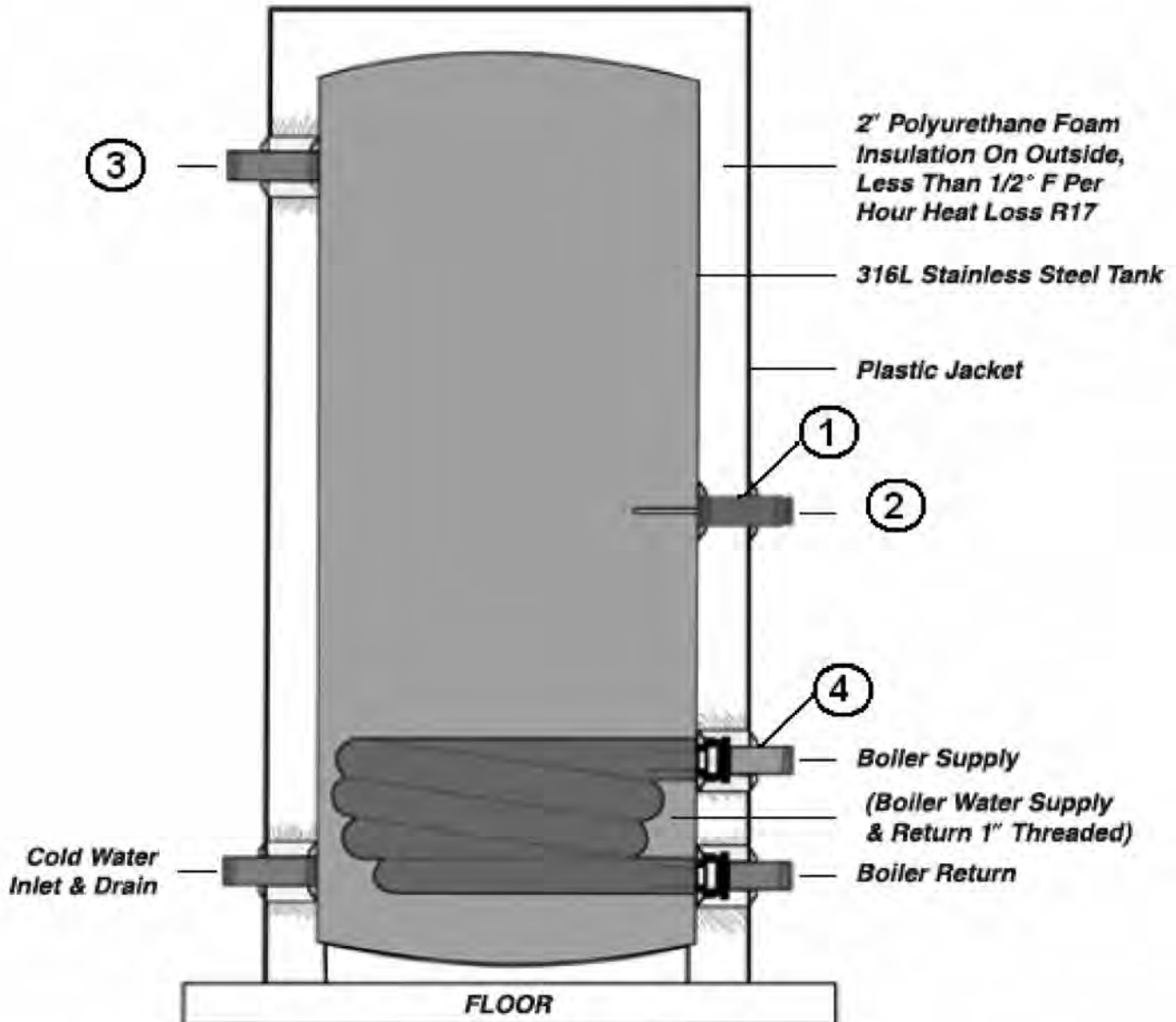
All repair parts orders - no minimum charges.

Please order with code number.

All prices quoted are in U.S. dollars.

All prices subject to change without notice.

All prices F.O.B. Bally, PA





Peerless® Partner® PP

All repair parts orders - no minimum charges.
 Please order with code number.
 All prices quoted are in U.S. dollars.
 All prices subject to change without notice.
 All prices F.O.B. Bally, PA

	Description	Quantity Required	Stock Code
1	Stainless Steel Well 1/2", Lg Shank, w/ 3/4" Bush. (obs2015), now welded	1	PMW3SENP
2	Limit Control (120°F-160°F, 15°F Diff)	1	51292
	Limit Control (120°F-160°F, 15°F Diff)	1	51294
2a	Limit Control (80°F-180°F, 8°F Diff - 160°F Stop), Commercial Limit	1	51961
2b	DHW Sensor, Optional (PP Partner) 12kOhm Tasseron TSK1 0BH	1	54157
3	Temp. / Press. Relief Valve (100 MBH, 8" Element), (Local Supplier)	1	—
	Temp. / Press. Relief Valve (200 MBH, 8" Element), (Local Supplier)	1	—
4	Domestic In / Out 3/4" X 3" Brass Nipple , (Local Supplier)	1	—

REPAIR PARTS LIST (R-24)

**Parts are available from
your local PB Heat, LLC
distributor or from
Parts To Your Door**

WWW.PARTSTOYOURDOOR.COM

610-916-5380 (PHONE)

610-916-8458 (FAX)

SALES@PARTSTOYOURDOOR.COM

