



PeerlessBoilers.com

# Peerless® Series 211A™

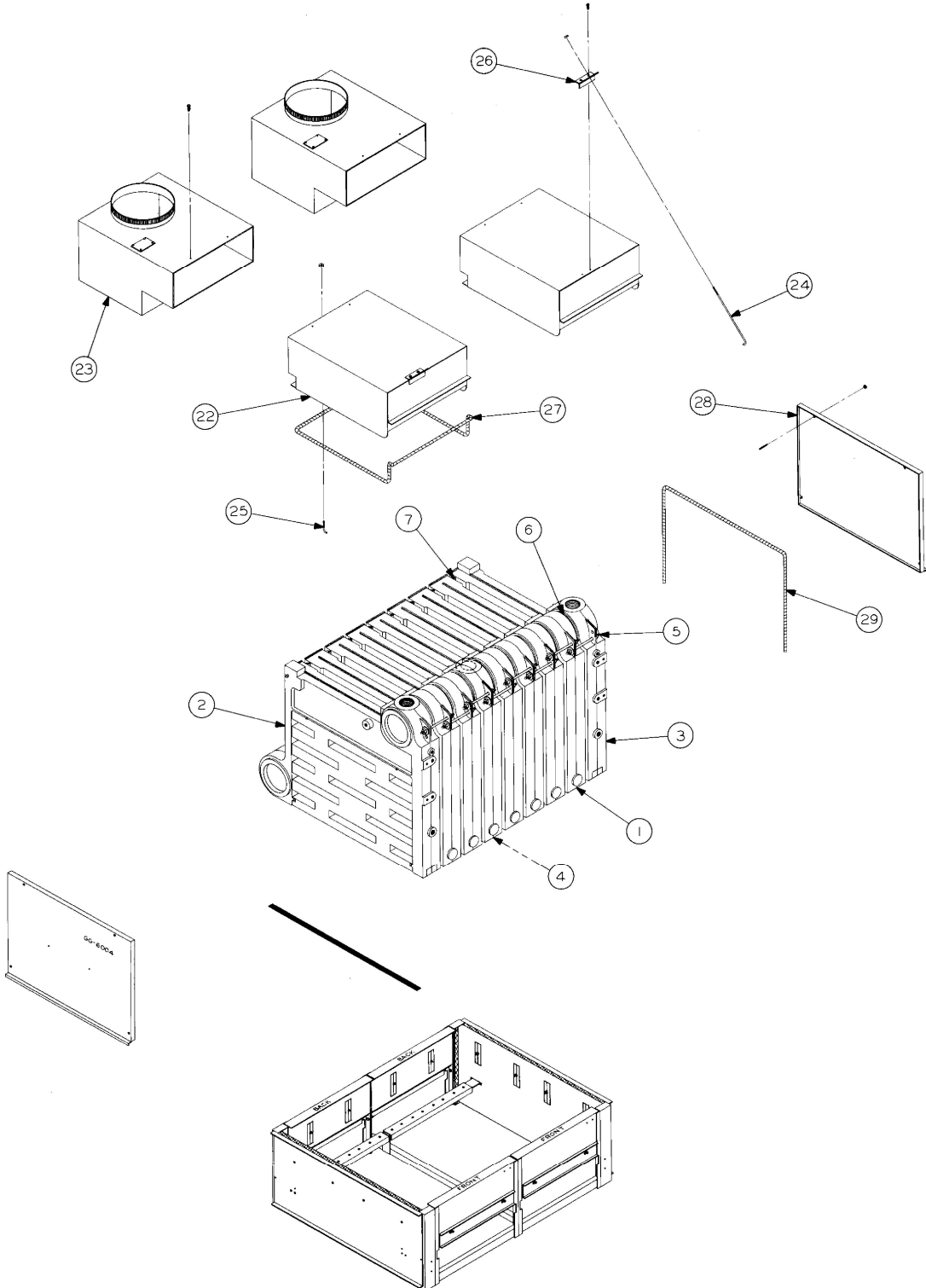
All repair parts orders - no minimum charges.

Please order with code number.

All prices quoted are in U.S. dollars.

All prices subject to change without notice.

All prices F.O.B. Bally, PA





PeerlessBoilers.com

# Peerless® Series 211A™

All repair parts orders - no minimum charges.

Please order with code number.

All prices quoted are in U.S. dollars.

All prices subject to change without notice.

All prices F.O.B. Bally, PA

	Description	Quantity Required	Stock Code
1	50# Right Hand End Section – GG1024	1	90059
2	50# Left Hand End Section – GG1023	1	90625
3	50# Plain Intermediate Section – GG1000	–	90356
4	50# Tapped Intermediate Section (Top Tappings) – GG1025	–	90065
–	50# Plain Intermediate Section w/ Insp. Tapping (Bottom Tappings) – GG1000-2	–	90358
–	80# Right Hand End Section – GG1024-1	–	90060
–	80# Left Hand End Section – GG1023-1	–	90626
–	80# Plain Intermediate Section – GG1000-1	–	90357
–	80# Tapped Intermediate Section – GG1025-1	–	90066
–	80# Plain Intermediate Section w/ Insp. Tapping – GG1000-3	–	90359
5	Tie Rod, 2 per Joint	2	90090
6	Flow Port Gasket, 2 per Section	2	51670
7	Hi Temp Rope for Sections, 5/8" (16 mm) ** Price per foot **	7.ft	55723
N/S	Section Assy Kit, 8 Seals, Rope Hardware Pyroseal (4/5 Section)	–	GG1030
N/S	Section Assy Kit, 10 Seals, Rope Hardware Pyroseal (6 Section)	–	GG1030-1
N/S	Section Assy Kit, 12 Seals, Rope Hardware Pyroseal (7 Section)	–	GG1030-2
N/S	Section Assy Kit, 14 Seals, Rope Hardware Pyroseal (8 Section)	–	GG1030-3
8	Base Right End Panel w/ Insulation	1	90737
	Base Left End Panel w/ Insulation	1	90738
8a	Knitted Tape 1 X 1/16 X 7ft.	1	99
9	Base Front Panel Sub-Assembly w/ Insulation – 16-7/8" (429 mm) Wide 211A-04	1	90932
	Base Front Panel Sub-Assembly w/ Insulation – 22-1/2" (571 mm) Wide 211A-05	1	91800
	Base Front Panel Sub-Assembly w/ Insulation – 28-1/8" (714 mm) Wide 211A-06	1	91801
	Base Front Panel Sub-Assembly w/ Insulation – 33-3/4" (857 mm) Wide 211A-07	1	91802
	Base Front Panel Sub-Assembly w/ Insulation – 39-3/8" (1 m) Wide 211A-08	1	91803
10	Base Back Panel Sub-Assembly w/ Insulation – 16-7/8" (429 mm) Wide 211A-04	1	90934
	Base Back Panel Sub-Assembly w/ Insulation – 22-1/2" (571 mm) Wide 211A-05	1	91804
	Base Back Panel Sub-Assembly w/ Insulation – 28-1/8" (714 mm) Wide 211A-06	1	91805
	Base Back Panel Sub-Assembly w/ Insulation – 33-3/4" (857 mm) Wide 211A-07	1	91806
	Base Back Panel Sub-Assembly w/ Insulation – 39-3/8" (1 m) Wide 211A-08	1	91807
11	Base Front or Back Panel Insulation – For 16-7/8" (429 mm) Wide Panel 211A-04	1	50848
	Base Front or Back Panel Insulation – For 22-1/2" (571 mm) Wide Panel 211A-05	1	50849
	Base Front or Back Panel Insulation – For 28-1/8" (714 mm) Wide Panel 211A-06	1	50850
	Base Front or Back Panel Insulation – For 33-3/4" (857 mm) Wide Panel 211A-07	1	50851
	Base Front or Back Panel Insulation – For 39-3/8" (1 m) Wide Panel 211A-08	1	50852
12	Base Left/Right End Panel Insulation	2	50853
13	Insulation Fastener, 1-1/2" x 5" 16 Gauge, (12 per base)	1	GG2104
13a	Bolt 10-24x1-1/2" RD, SS, (12 per base), Local Hdw Supply	–	–
13b	Nut, 10-24x SS, (12 per base), Local Hdw Supply	–	–
14	Burner Support Channel Clip	2	90590
15	Burner Support Channel – For 16-7/8" (429 mm) Wide Base Panel 211A-04	1	90585
	Burner Support Channel – For 22-1/2" (571 mm) Wide Base Panel 211A-05	1	90586
	Burner Support Channel – For 28-1/8" (714 mm) Wide Base Panel 211A-06	1	90587
	Burner Support Channel – For 33-3/4" (857 mm) Wide Base Panel 211A-07	1	90588
	Burner Support Channel – For 39-3/8" (1 m) Wide Base Panel 211A-08	1	90589
16	Angle Tie Brace (Angle Tie Brace Assembly)	1	90326



PeerlessBoilers.com

# Peerless® Series 211A™

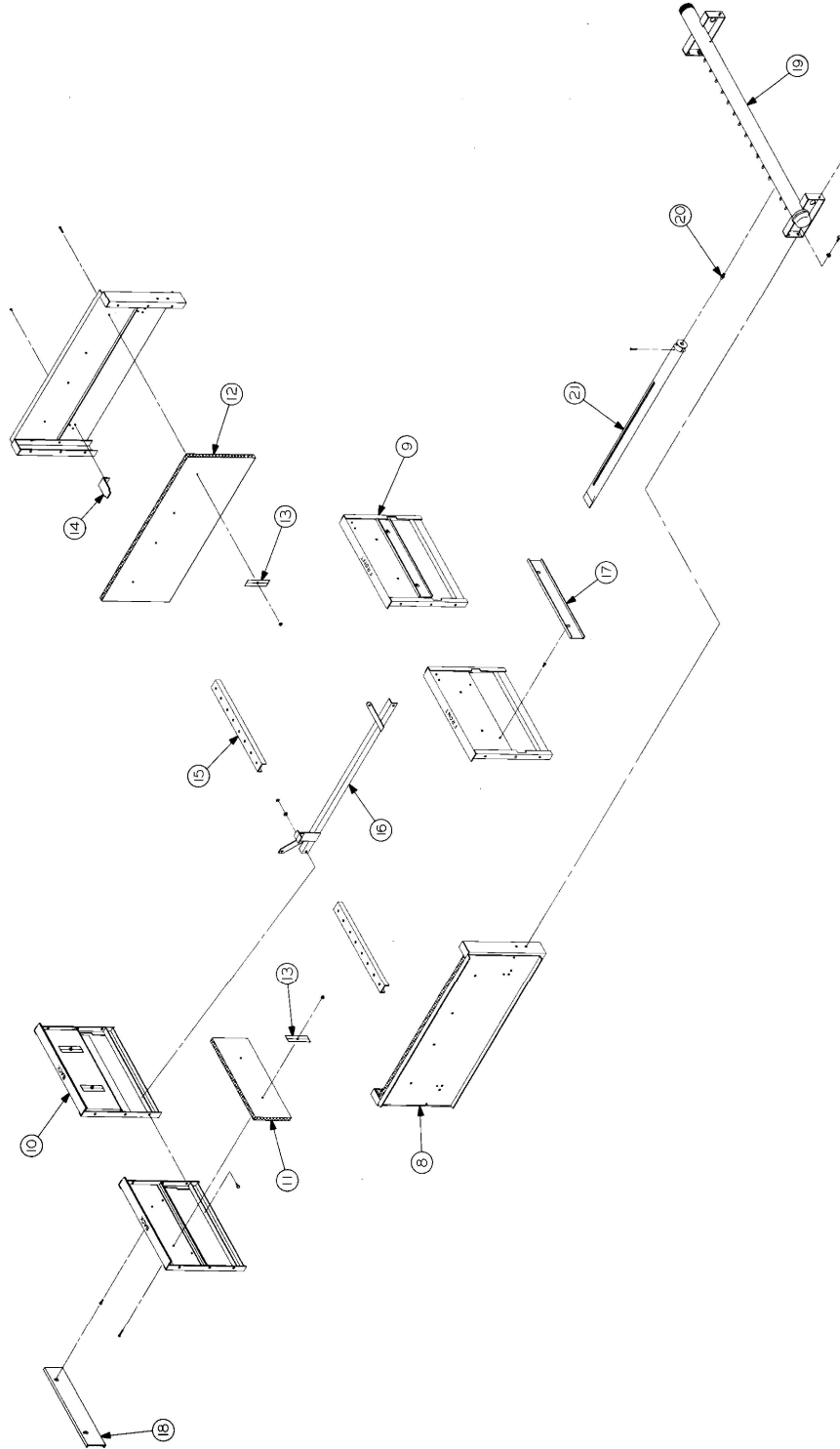
All repair parts orders - no minimum charges.

Please order with code number.

All prices quoted are in U.S. dollars.

All prices subject to change without notice.

All prices F.O.B. Bally, PA





PeerlessBoilers.com

# Peerless® Series 211A™

All repair parts orders - no minimum charges.

Please order with code number.

All prices quoted are in U.S. dollars.

All prices subject to change without notice.

All prices F.O.B. Bally, PA

	Description	Quantity Required	Stock Code
17	Base Front Panel Cover Plate – 14-3/4" (375 mm) Wide Base Panel 211A-04	1	90316
	Base Front Panel Cover Plate – 20-3/8" (518 mm) Wide Base Panel 211A-05	1	90318
	Base Front Panel Cover Plate – 26" (660 mm) Wide Base Panel 211A-06	1	90320
	Base Front Panel Cover Plate – 31-5/8" (803 mm) Wide Base Panel 211A-07	1	90322
	Base Front Panel Cover Plate – 37-1/4" (946 mm) Wide Base Panel 211A-08	1	90324
18	Base Back Panel Cover Plate – 14-3/4" (375 mm) Wide Base Panel 211A-04	1	90317
	Base Back Panel Cover Plate – 20-3/8" (518 mm) Wide Base Panel 211A-05	1	90319
	Base Back Panel Cover Plate – 26" (660 mm) Wide Base Panel 211A-06	1	90321
	Base Back Panel Cover Plate – 31 -5/8" (803 mm) Wide Base Panel 211A-07	1	90323
	Base Back Panel Cover Plate – 37-1/4" (946 mm) Wide Base Panel 211A-08	1	90325
21	Steel Burner (specify qty. required, see manual)	–	51045
	Steel Burner w/ Pilot Mounting Clip (specify, see manual)	–	51046
–	Burner Support Clip GG2070	1	90590
22	Flue Collector – 16" (406 mm) Wide, Box-14A	1	90557
	Flue Collector – 21-9/16" (548 mm) Wide, Box-14B	1	90558
	Flue Collector – 27-1/8" (689 mm) Wide, Box-14C	1	90559
23	Draft Hood – For GG-5000 w/ 12" (305 mm) Dia. Outlet	1	90399
	Draft Hood – For GG-5000-1 w/ 12" (305 mm) Dia. Outlet	1	90400
	Draft Hood – For GG-5000-1 w/ 14" (356 mm) Dia. Outlet	1	90401
	Draft Hood – For GG-5000-2 w/ 14" (356 mm) Dia. Outlet	1	90402
24	Front Flue Collector Hook Bolt, Per Collector (Long)	1	GG5003
25	Black Flue Collector Hook Bolt, Per Collector (Short)	1	GG5004
26	Flue Collector Mounting Bracket, Per Collector	1	GG5005
27	Hi Temp Rope for Flue Collector, 5/8" (16 mm) ** Price per foot **	2 ft	55723
28	Cleanout Cover Plate Sub-Assembly – Set of 2	1	90489
29	Hi Temp Rope for Cleanout Cover Plate, 5/8" (2 ft per Cleanout]	1	55723
–	Common End Panel and Cleanout Cover Plate Assembly – Carton No. 12	1	90282
–	Intermediate Panel Jacket Assembly – Carton No. 12A	1	90283
–	Intermediate Panel Jacket Assembly – Carton No. 12B	1	90284
–	Intermediate Panel Jacket Assembly – Carton No. 12C	1	90285
–	Intermediate Panel Jacket Assembly – Carton No. 12D	1	90286
–	Intermediate Panel Jacket Assembly – Carton No. 12E	1	90287
–	Steam Gauge (steam boilers only)	1	51769
–	Gauge Glass Set (steam boilers only)	1	50513
–	Hi Temp Sealing Cement	1	55726
–	Rope Seal Adhesive, Sta-Put Spray	–	55485
–	Orifice Spud (specify gas and altitude) – X4026	–	51729
–	CTN 211A Clean Out Cover Plate w/ Hardware	–	90489



PeerlessBoilers.com

# Peerless® Series 211A™

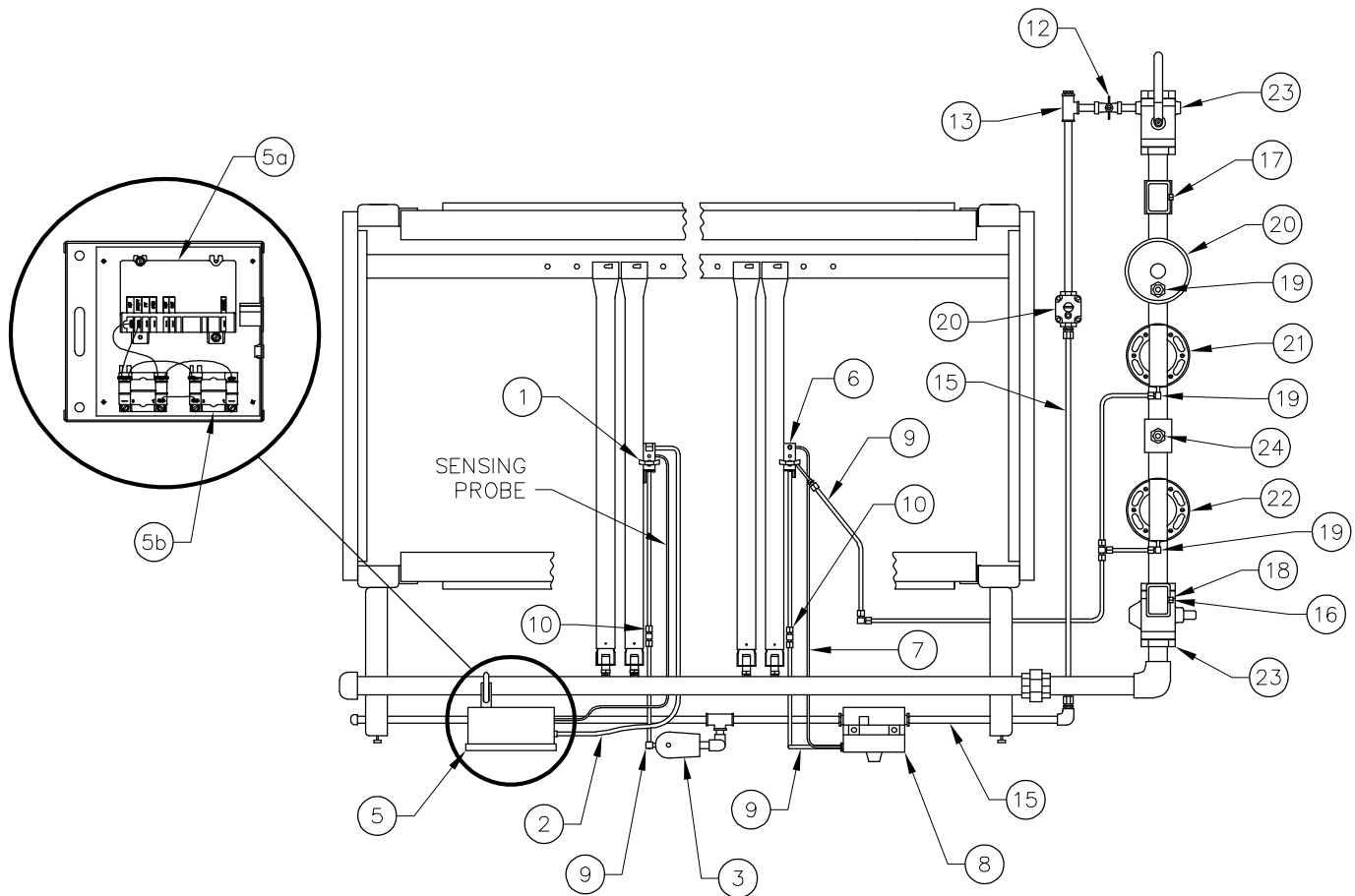
All repair parts orders - no minimum charges.

Please order with code number.

All prices quoted are in U.S. dollars.

All prices subject to change without notice.

All prices F.O.B. Bally, PA





PeerlessBoilers.com

# Peerless® Series 211A™

All repair parts orders - no minimum charges.

Please order with code number.

All prices quoted are in U.S. dollars.

All prices subject to change without notice.

All prices F.O.B. Bally, PA

	Description	Quantity Required	Stock Code
<b>Spark(E/E) Ignition System</b>			
N/S	RM7890A Sprk (obsolete 2008)	1	50658
N/S	RM7890A-1056 (OBS, see 50175)	1	50665
N/S	CTRL RM7890A2056 (Replaces 50665)	1	50175
N/S	Subbase Honeywell Q7800B2003	1	50166
N/S	Ignition Transformer (E-E system)	1	51299
1b	KIT Sprk NAT W/WIRE ASSY (OBS 2020)	1	90462
1b	KIT Sprk NAT Pilot Assy Q179 Nat.	1	51036
1b	KIT Sprk NAT Pilot Assy Q179 LP	1	51037
3b	120V Pilot Gas Valve Baso H91BA-3 1/4"	1	50753
<b>Standing E-M Ignition System</b>			
N/S	RM7890C Stgd (obsolete 2013)	1	50659
N/S	HSP to ETE Converts Sys STDG to SPRKR7890A	1	90931
1a	KIT Stdg NAT w/ Wire & Thermocouple Assy (obsolete 2013)	1	90463
N/S	Orifice LP for Stgd Pilot †	1	50635
3	Thermo-Pilot Gas Valve Baso H17CA-1 3/8	1	50752
8	3/8" Standing Aux. Pilot Valve Nat & LP	1	50752
6	Standing Aux. Pilot	1	50556
6	Standing Aux. Pilot , LP STDG .014 AB	1	50557
7	36" Lead Thermocouple	1	50839
<b>Spark HSP Ignition System</b>			
5a	Ign Ctrl Hon S8610M3009	1	50672
1	Pilot - (HSP) Nat. 0.22 AB Orifice	1	50996
2	*Ignition & Sensing Cable w/32" Green Hi-Temp. Gr. Wire	1	50640
3	24V Pilot Gas Valve Baso H91BG-2, 1/4	1	50754
3b	120V Pilot Gas Valve Baso H91BA-3 1/4	1	50753
5b	*Switching Relay, (for 120V Gas Valves)	1	50566
	Transformer - 40VA	1	50791
	Transformer - 100VA	1	51716
5	Ignition Control Mtg. Box	1	X3009
6	Standing Aux. Pilot	1	50556
7	Standing Aux. Pilot Thermocouple	1	50839
8	Thermo-Pilot Gas Valve Baso H17CA-1 3/8 for Aux Pilot	1	50752
9	1/4" Pilot Tubing, alum. ** Price per foot **	1	718
10	1/4" Union Compression, Brass ** Price per foot **	1	769
N/S	Bleed Clip	1	50636
<b>Misc gas train</b>			
12	1/4" Gas Pilot Shut Off valve	1	50559
13	Adapter 3/8" x 1/4"	1	53
14	Bleed restrictor, (Main valve bleed)	1	50631
15	3/8" Pilot Tubing, alum. ** Price per foot **	1	719
16	1/8" Leak test cock Kit w/ plug, fittings assembly	1	90957

	Description	Quantity Required	Stock Code
<b>Gas switches</b>			
17	Low Gas Pressure Switch, MR	1	50845
18	High Gas Pressure Switch, MR	1	50844
19	Vent limit,	1	50656
<b>Regulators</b>			
20	1/4" Gas Regulator	1	50643
	3/4" Gas Regulator	1	50644
	1" Gas Regulator	1	50645
	1-1/4" Gas Regulator	1	50647
	1-1/2" Gas Regulator	1	50646
	2" Gas Regulator	1	50648
	2-1/2" Gas Regulator	1	50642
	3" Gas Regulator	1	50641
<b>120 Volt Diaphragm Valves</b>			
21-22	1" NPT. 120 Volt Diaphragm Valves	1	50598
	1-1/4" NPT. 120 Volt Diaphragm Valves	1	50599
	1-1/2" NPT. 120 Volt Diaphragm Valves	1	50600
	2" NPT. 120 Volt Diaphragm Valves	1	50601
	2-1/2" NPT. 120 Volt Diaphragm Valves.	1	50602
	3" NPT. 120 Volt Diaphragm Valves	1	50603
<b>120 Volt Solenoid Valves</b>			
21-22	1" NPT. 120 Volt Solenoid Valves (obsolete 2007)	1	50741
	1 1/4" NPT. 120 Volt Solenoid Valves	1	50743
	1 1/2" NPT. 120 Volt Solenoid Valves (obsolete 2007)	1	50744
	2" NPT. 120 Volt Solenoid Valves	1	50746
	2 1/2" NPT. 120 Volt Solenoid Valves	1	50747
	3 " NPT. 120 Volt Solenoid Valves (obsolete 2007)	1	50745
<b>Shut Off Valves</b>			
23	1/4" F X 1/4" F Pilot Ball Valve	2	50599
	1", LH SHUT-OFF	2	51703
	1-1/4", LH SHUT-OFF	2	51704
	1-1/2", LH SHUT-OFF	2	51705
	50-GB7-A1 2", LH SHUT-OFF	2	51706
	50-803-08, 2-1/2", LH SHUT-OFF	2	50524
	64-100-01, 3", LH SHUT-OFF	2	50568